

2013 Exhaust Catalog

HENSCHEL & SONS

PERFORMANCE EXHAUST WAREHOUSE

800-822-8724



- EXHAUST SYSTEMS
- EXHAUST TIPS
- MANDREL BENDS
 - HANGERS
- GLASS PACKS
- CONVERTERS
- TAIL PIPES
- HARDWARE
- MUFFLERS
- CLAMPS
- BRACKETS
- AND MANY MANY MORE!

**1502 Memorial Blvd
Connellsville, PA 15425
1-800-822-8724 Fax 724-628-6934
Web: www.henschelandsons.com**

CATALOG INDEX

• Ansa Automotive Exhaust Products	4	• Flowmaster Mufflers	57-60
• AP Exhaust		• FX Exhaust	
Brackets	7	Connector Kits	64-65
Clamps	6	Flex Pipes	66
Direct-Fit Converters	21-23	Front Repair Pips	61-63
Display Boards	10	• Gateway Fastener Bolts & Nuts	67
Enforcer Mufflers	12	• Henschel And Sons	
Flanges	8	Line Card	3
Gaskets	9	• Magnaflow Exhaust	
Glasspacks	35	Diesel Exhaust Systems	67-72
MSL Mufflers	13-14	Direct-Fit Converters	77-79
Oxygen Sensor Accessories	11	Exhaust Tips	72-73
Prebent Pipes	15-18	Glass Packs	70
Spring Bolt Kits	39	Mufflers	69
Stainless Steel Mufflers	5	Performance Exhaust Systems	68
Truck EX Clamps, Flex Tubing	28	Polished S.S. Mufflers w/Tips	71
Truck EX Elbows	25	Smooth Transitions, X&Y Pipes	74
Truck EX Hangers, Connectors	29	Universal Converters	75-76
Truck EX Mufflers	24	• Mandrel Prebent Pipes	80-81
Truck EX Pipes, Rain Caps	26	• Performance Products	
Truck EX Reducers	30	Glass Packs	48
Truck EX Tubing, Clamps	27	Hangers, Mig Wire, Rods, Mandrel Bends	83
Turbo Mufflers	33	Performance, Whisper Quiet Mufflers	82
Turbopacks, Torpedopacks	34	• Pollution Control Exhaust Accessories	84-85
Universal Converters	19-20	• Rol Exhaust	
VX, VR Series Mufflers	31-32	Clamps	87
• Catco Catalytic Converters	36	Flex Pipes	86
• Dorman Manifolds	37	Hangers, Brackets, Wires, Spherical Joints	88
• Edge Performance Products	38	Hardware	89
• Flo-Pro Exhaust		Spring Bolt Kits	39
Aluminized, Twister, Stainless Mufflers	42	• Super Toy Chrome Exhaust Tips	90
Big Oval Mufflers	46	• Thunderbolt Exhaust	
Diesel Exhaust Kits	40	Hi-Performance Mufflers	91
Diesel Tips	54	Stainless Steel Tips	93-94
Dual Tips & Misc. Tips	55-56	S.S., Turbo, Polished S.S. Mufflers	92
EGR Cooler Delete Kit, Original Mufflers	41	X&Y Pipes, Converters	95
Glasspacks, Power Packs	48		
Header Collector Kits	39		
Heavy Duty Mufflers	45		
MAX Mufflers	49		
MX Series, Twister Mufflers	47		
Stainless Tips	51-53		
Tail, DPF Delete, Muffler Replacement, Mandrel Pipes	44		
Tuners, Dash Scan Monitors	41		
Turbo Down, DPF Delete, Down, Extension, Intermediate Pipes	43		
Y-Pipes, X-Pipes, Stainless Mufflers	50		



HENSCHEL AND SONS EXHAUST & EQUIPMENT WAREHOUSE

1502 MEMORIAL BLVD
CONNELLSVILLE, PA 15425

PHONE: 800-822-8724

WEB SITE: WWW.HENSCHELANDSONS.COM

EXHAUST

• AP EXHAUST PRODUCTS

- Mufflers
- Pipe
- Catalytic Converters
- Heavy Duty



• CAR SOUND EXHAUST SYSTEM, INC.

- Direct-Fit Converters
- Universal Converters
- Cat-Back Exhaust



• DORMAN EXHAUST MANIFOLDS

• FLOWMASTER

- Mufflers
- Accessories
- Exhaust Kits
- Race



• EDGE PRODUCTS

- Edge Racing Products
- Performance Products
- Towing Products
- Fuel Economy Products



• FLO-PRO PERFORMANCE MUFFLERS

- Mufflers
- HD Big Oval
- Twister Mufflers
- V Force



• FX EXHAUST

- Pipe Repair Kits
- Flex Pipes
- Spring Bolt Kits
- Exhaust Hardware
- Exhaust Gaskets
- Mufflers



• GRAND ROCK

- Heavy & Pickup Truck Exhaust Systems
- Quiet Performance Mufflers

• PERFORMANCE PRODUCTS

- Hangers, Mig Wire, Rod Benders, & Rods
- Mandrel Bent Tail Pipes
- Glass Packs & S. S. Moon Shaped Exhaust Tips
- Hi-Polished Stainless Exhaust Tips & Mufflers

• K & N

- Stock Replacement Air Filters
- High Performance Air Intake Kits
- Universal, Custom & Racing Air Filters



• MAGNAFLOW

- Performance Exhausts
- Catalytic Converters
- Hot Rod/Muscle Car Kits
- Mufflers



• POLLUTION CONTROL

- Exhaust Tips
- Flex Pipe Couplings
- Gas Fill Pipe Restrictors
- Manifold Heat Stove Kits



• ROL EXHAUST

- Muffler, Circular And Air Tube Clamps
- Split And Metal Flanges
- Universal And OEM Style Hangers, Brackets, Straps And Wires
- Exhaust Gaskets



• SPARTA STEEL 10' WIRE RODS

• THUNDERBOLT

- Premium Universal
- Mufflers
- High Performance
- Mufflers
- Stainless Steel Mufflers & Tips



• WELD WIRE MIG WELDING WIRE

• XLERATOR PERFORMANCE EXHAUST

EQUIPMENT

- BEND PAK LIFTS & PIPE BENDERS
- HUTH PIPE BENDERS
- BEN PEARSON PIPE BENDERS
- CLEAN BURN WASTE OIL HEATERS



HENSCHEL & SONS



EXHAUST WAREHOUSE

Connellsville, Pa

1-800-822-8724



FLOWMASTER
THE EXHAUST TECHNOLOGY COMPANY

MAGNAFLOW
Performance



HENSCHEL & SONS



EXHAUST WAREHOUSE

Connellsville, Pa

1-800-822-8724

FLOWMASTER
THE EXHAUST TECHNOLOGY COMPANY

MAGNAFLOW
Performance

ANSA[®]

ANSA[®] SPORT

silverline[®]

performance exhaust by ANSA

ANSA Automotive Exhaust Products



**Part# VW11705
Exhaust Muffler**

Fits: 93-95
Volkswagen
Cabrio, Golf,
Jetta 2.0L



**Part# SA3104
Exhaust
Intermediate Pipe**

Fits: 94-03 Saab
900, 9-3 2.0L, 2.3L



Part# HD10607 Exhaust Muffler
Fits: 97-00 Acura EL 1.6L, 92-00
Honda Civic 1.5L, 1.6L



Part# VW11617 Exhaust Muffler
Fits: 93-99 Volkswagen Jetta 2.0L



Part# HD15041 Exhaust Pipe
Fits: 97-00 Acura EL 1.6L, 96-98
Honda Civic 1.6L



**Part#
VW11745A
Exhaust Muffler**
Fits: 96-02
Volkswagen
Cabrio, Golf, Jetta
2.0L



Part# SA4107 Exhaust Muffler
Fits: 99-03 Saab 9-5 3.0L



**Part# AU12105 Exhaust Muffler,
Resonator**
Fits: 98-06 Volkswagen Beetle, Golf,
Jetta 2.0L



Part# VW5645 Exhaust Muffler
Fits: 83-85 Volkswagen Vanagon
1.9L



Part# VW5545 Exhaust Muffler
Fits: 75-83 Volkswagen Transporter,
Vanagon 1.8L, 2.0L



Part# HD15141 Exhaust Pipe
Fits: 96-00 Honda Civic, Civic Del
Sol 1.6L




Part# BW4847 Exhaust Muffler
Fits: 87-93 BMW 325, 325I, 325IS,
325IX 2.5L, 2.7L



Part# ME2297 Exhaust Muffler
Fits: 72-85 Mercedes-Benz 350SL,
380SL, 380SLC, 450SL, 450SLC
3.8L, 4.5L



**Part# HD15145
Exhaust Reso-
nator**
Fits: 96-00
Honda Civic
1.6L



**Part# VW18244 Exhaust
Intermediate Pipe**
Fits: 93-02 Volkswagen Cabrio,
Golf, Jetta 2.0L



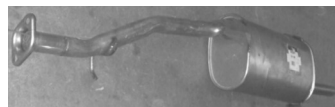
Part# AU21005 Exhaust Muffler
Fits: 02-05 Audi A4 Quattro 1.8L




**Part# SA5006 Exhaust
Intermediate Pipe**
Fits: 99-09 Saab 9-5 2.3L



Part# BW9107 Exhaust Muffler
Fits: 92-95 BMW 325I, 325IS 2.5L




Part# HD12347 Exhaust Muffler
Fits: 94-97 Honda Accord 2.2L



**Part# SA3105
Exhaust Muf-
fler, Resonator**
Fits: 94-03 Saab
900, 9-3 2.0L,
2.3L, 2.5L

NEW!!! HIGH PERFORMANCE STAINLESS STEEL MUFFLERS

- Heavy gauge 100% Stainless Steel
 - All Welded Construction
- Straight Through Flow Design
 - Increase Flow
- Excellent Performance Sound
 - Reversible
- High Temperature Acoustical Filler Material



4in. Round

In/Out	Length	Overall	Config.	Part #
2.5"	14"	20"	Center/Center	XS0416
2.25"	18"	24"	Center/Center	XS0425
2.5"	18"	24"	Center/Center	XS0426
2.25"	14"	20"	Center/Center	XS0445

4" x 9" Oval

In/Out	Length	Overall	Config.	Part #
2.25"	14"	20"	Center/Dual	XS1149
2"	14"	20"	Offset/Center	XS1224
2.25	14"	20"	Offset/Center	XS1225
2.5	14"	20"	Offset/Center	XS1226
3"	14"	20"	Offset/Center	XS1229
2.25	14"	20"	Offset/Offset	XS1235
2.5	14"	20"	Offset/Offset	XS1236
2.25	18"	24"	Offset/Center	XS1255
2.5	18"	24"	Offset/Center	XS1256
3	18"	24"	Offset/Center	XS1259
2.5	18"	24"	Offset/Offset	XS1266
2.5/ 2.25	14"	20"	Center/Dual	XS2157
2.5	14"	20"	Center Dual	XS2158

4" x 9" Oval

In/Out	Length	Overall	Config.	Part #
3/2.5	14"	20"	Center/Dual	XS2198
2.5/ 2.25	18"	24"	Center/Dual	XS2258
2.5	18"	24"	Transverse & Offset/Dual	XS2265
2.5	18"	24"	Center/Dual	XS2268
3/2.25	18"	24"	Center/Dual	XS2278
3/2.5	18"	24"	Center/Dual	XS2288
3	18"	24"	Center/Dual	XS2298

5" x 11" Large Oval

In/Out	Length	Overall	Config.	Part #
2.5	22"	28"	Dual/Dual	XS2568
3	22"	28"	Center/Center	XS2579
2.5/3 3/2.5	22"	28"	Dual/Center Center/Dual	XS2588
3	22"	28"	Center/Offset	XS2589

7" Round

In/Out	Length	Overall	Config.	Part #
4	24"	30"	Center/Center	XS2772



CLAMPS

STANDARD DUTY 5/16" U-BOLT



P/N	SIZE	BOX QTY
U118	1 1/8"	1
U112	1 1/2"	1
U158	1 5/8"	1
U134	1 3/4"	1
U178	1 7/8"	1

STANDARD DUTY 5/16" U-BOLT W/ FLANGE NUT




P/N	SIZE	BOX QTY
339978	1 3/4"	50
339980	2"	50
339982	2 1/4"	50
339983	2 1/2"	50

SLOTTED HD 3/8" U-BOLT W/ FLANGE NUT



P/N	SIZE	BOX QTY
339893	1 1/2"	100
339892	1 3/4"	100
339890	2"	100
339889	2 1/4"	100
339888	2 1/2"	100

DGM STYLE 3/8" U-BOLT W/ FLANGE NUT



P/N	SIZE	BOX QTY
339862	1 1/2"	100
9972	3"	50

EXTRA HEAVY DUTY CLAMPS 3/8" U-BOLT 11 GAUGE SADDLE




P/N	SIZE	BOX QTY	P/N	SIZE	BOX QTY
H200	2"	1	H234	2 3/4"	1
H218	2 1/8"	1	H300	3"	1
H214	2 1/4"	1	H314	3 1/4"	1
H212	2 1/2"	1	H312	3 1/2"	1
H258	2 5/8"	1	H400	4"	1
			H500	5"	1

STAINLESS STEEL 3/8" U-BOLT



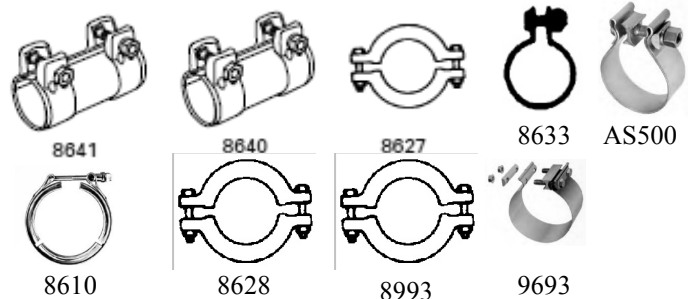
P/N	SIZE	BOX QTY
SS200	2"	1
SS214	2 1/4"	1
SS212	2 1/2"	1
SS300	3"	1

CLAMP-A-STUD



P/N	SIZE	BOX QTY
8027	1 1/4"-2 1/4"	1
8026	2 1/4"-3 1/4"	1

Clamp—Sleeve, Collar, Band, Saab, Chrysler



8641

8640

8627

8633

AS500

8610





























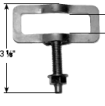






8628

8993

9693



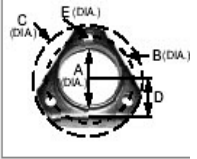
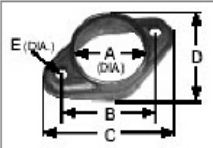
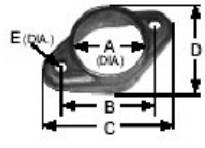
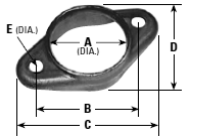
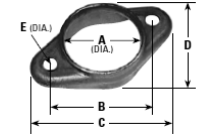
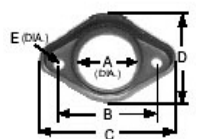
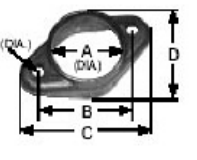
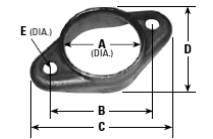
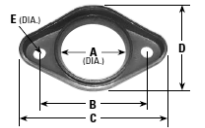

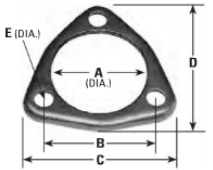










BRACKETS
& MISC.
TOP NUMBERS

 <u>1</u> Part# 8166	 <u>2</u> Part# 8062	 <u>3</u> Part# 8055	 <u>4</u> Part# 8013	 <u>5</u> Part# 8054
 <u>6</u> Part# 8180	 <u>7</u> Part# 8531	 <u>8</u> Part# 8087	 <u>9</u> Part# 8014	 <u>10</u> Part# 4962
 <u>11</u> Part# 8359	 <u>12</u> Part# 8058	 <u>13</u> Part# 8011	 <u>14</u> Part# 8233	 <u>15</u> Part# 8092
 <u>16</u> Part# 8196	 <u>17</u> Part# 8056	 <u>18</u> Part# 8001	 <u>19</u> Part# 8017	 <u>20</u> Part# 8066
 <u>21</u> Part# 8287	 <u>22</u> Part# 8022	 <u>23</u> Part# 8503	 <u>24</u> Part# 8158	 <u>25</u> Part# 8560
 <u>26</u> Part# 8484	 <u>27</u> Part# 8197	 <u>28</u> Part# 9959	 <u>29</u> Part# 8002	 <u>30</u> Part# 8202
 <u>31</u> Part# 8097	 <u>32</u> Part# 8095	 <u>33</u> Part# 339899	 <u>34</u> Part# 8251	 <u>35</u> Part# 4753

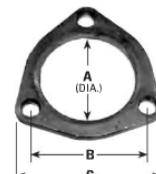
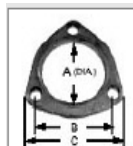
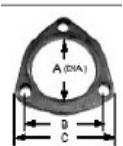


FLANGES & SPLIT FLANGES

TOP NUMBERS

 <p>1 Part# 8780</p>	 <p>2 Part# 9162</p>	 <p>3 Part# 8786</p>
 <p>4 Part# 9150</p>	 <p>5 Part# 8792</p>	 <p>6 Part# 9140</p>
 <p>7 Part# 8798</p>	 <p>8 Part# 8777</p>	 <p>9 Part# 9164</p>
 <p>10 Part# 8031</p>	 <p>11 Part# 8775</p>	 <p>SPLIT FLANGES 1 Part# 9171</p>
 <p>2 Part# 8043</p>	 <p>3 Part# 9170</p>	 <p>4 Part# 9172</p>
 <p>5 Part# 8041</p>	 <p>6 Part# 9145</p>	 <p>7 Part# 8800</p>
 <p>8 Part# 8040</p>	 <p>9 Part# 4679</p>	 <p>10 Part# 9188</p>

FLAT FLANGES



1 PN# 8033

2 PN# 9154

3 PN# 9155

4 PN# 8034

5 PN# 9156

PN# 9180

PN# 8032



GASKETS TOP NUMBERS

<p>1 Part# 9234</p>	<p>2 Part# 8772</p>	<p>3 Part# 8706</p>	<p>4 Part# 9024</p>	<p>5 Part# 9095</p>
<p>6 Part# 9256</p>	<p>7 Part# 9287</p>	<p>8 Part# 9080</p>	<p>9 Part# 8724</p>	<p>10 Part# 9087</p>
<p>11 Part# 8771</p>	<p>12 Part# 9283</p>	<p>13 Part# 8717</p>	<p>14 Part# 9212</p>	<p>15 Part# 9100</p>
<p>16 Part# 9284</p>	<p>17 Part# 8711</p>	<p>18 Part# 8692</p>	<p>19 Part# 9079</p>	<p>20 Part# 9027</p>
<p>21 Part# 8697</p>	<p>22 Part# 9282</p>	<p>23 Part# 8749</p>	<p>24 Part# 8710</p>	<p>25 Part# 9081</p>
<p>26 Part# 9099</p>	<p>27 Part# 9238</p>	<p>28 Part# 8403</p>	<p>29 Part# 8731</p>	<p>30 Part# 9019</p>
<p>31 Part# 8762</p>	<p>32 Part# 9094</p>	<p>33 Part# 9221</p>	<p>34 Part# 9216</p>	<p>35 Part# 8742</p>
<p>36 Part# 9220</p>	<p>37 Part# 9090</p>	<p>38 Part# 8768</p>	<p>39 Part# 9279</p>	<p>40 Part# 9066</p>

HENSCHEL & SONS



EXHAUST WAREHOUSE

Connellsville, Pa

1-800-822-8724



FLOWMASTER
THE EXHAUST TECHNOLOGY COMPANY

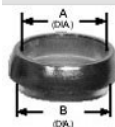
MAGNAFLOW
Performance



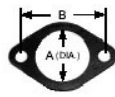
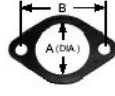
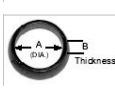
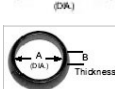
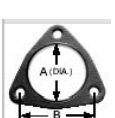
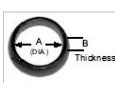
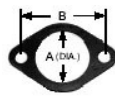
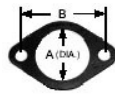
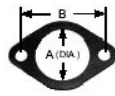
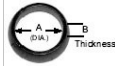
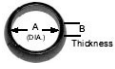
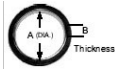
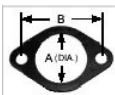
Exhaust Gaskets, Split Flanges, & Flanges

DISPLAY BOARDS

Display Board 1 Exhaust Gaskets



AP#	Qty.
9234	4
8772	4
9024	4
8706	4
9095	2
9256	2
8771	2
8692	2
9087	2
9079	2
9287	2
9212	2
8717	2
9080	2
9283	2
9284	2
8724	2
9027	2
8697	2
9282	2
9100	2
8710	2
8711	2
9099	2
8749	2
9238	2
8762	2
8731	2
9090	2
8403	2
9081	2
9019	2

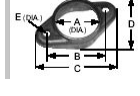
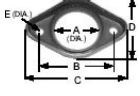
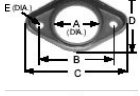
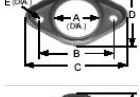
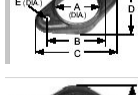
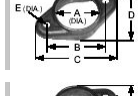
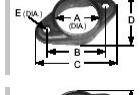
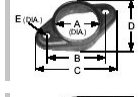
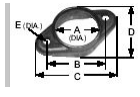
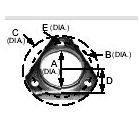


Display Board 2 Split Flanges

AP#	Qty.
9171	4
9172	4
9170	4
8043	2
8041	2
9188	2
8040	2
9145	2
8800	2
9191	2
9190	2
9189	2
9187	2

Display Board 3 Flanges

AP#	Qty.
8780	4
9150	4
8786	4
8792	4
8777	4
9162	4
8798	4
9140	4
8031	4
9164	4
8775	2
8787	2
8791	2
8789	2
9147	2
9166	2



HENSCHEL & SONS AUTOMOTIVE WAREHOUSE

1502 Memorial Blvd Connellsville, PA 15425

1-800-822-8724 Fax 724-628-6934

www.henschelandsons.com




OXYGEN SENSOR ACCESSORIES

4962 -

18 mm Female O2 Sensor Boss

10 per box



AIR TUBE REPLACEMENTS



4948

UNIVERSAL AIR TUBE - SINGLE

Fits 1/2" & 3/4" Air Tubes

Allows for easy connection from OEM air tube to after-market converter.

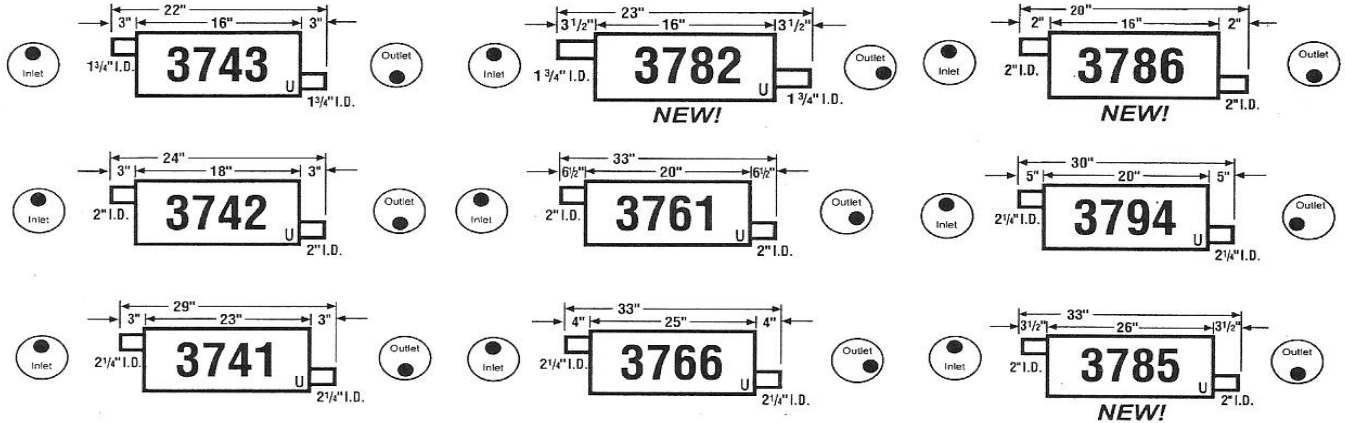
INCLUDES: 12" Of 3/4" High Temp. Hose, 2 - 4911
Hose Clamps, 2 - 4755 High Temp.
Thermo Plastic Hose Size Adapters.

Henschel and Sons **ENFORCER II**®

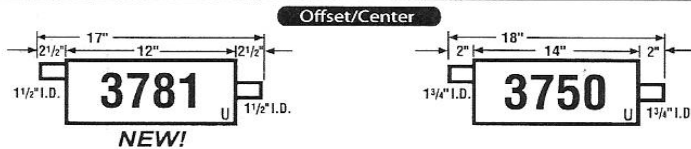
U - Universal Muffler. Sorted first by cross section, then shell length, then inlet diameter.
U - Silenciador Universal. Sorteado primero por seccion cruzada, despues largo de el cuerpo, despues diametro de la entrada.

1502 Memorial Blvd
Connellsville, PA 15425
(800) 822-8724
www.HenschelandSons.com

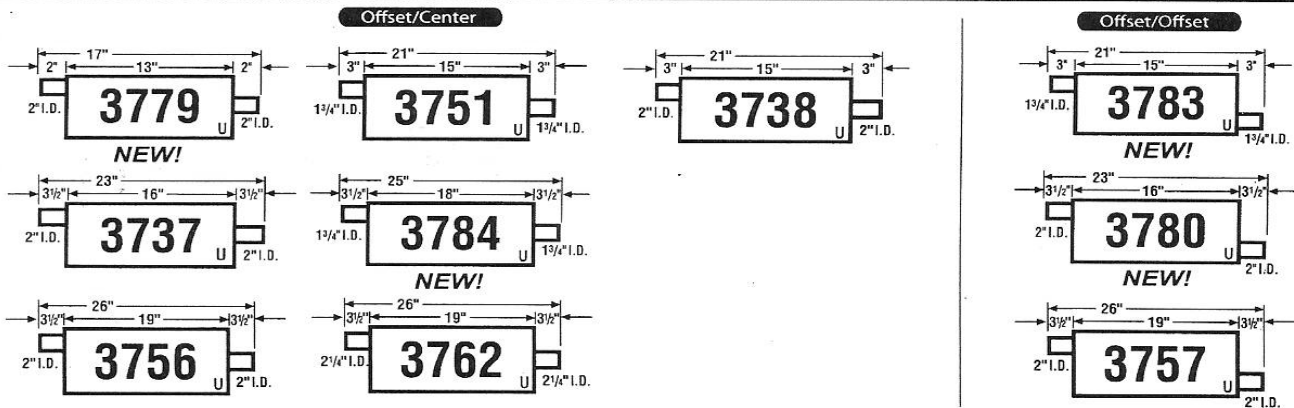
6" Round / Redondo




3 1/4" x 7 3/4" Oval / Ovalado



4 1/4" x 8 3/4" Oval / Ovalado



4 1/16" x 10 1/2" Oval / Ovalado





The brand you know... the products and service you trust.



DIRECT FIT & UNIVERSAL MUFFLERS FOR THE PROFESSIONAL INSTALLER



TOP NUMBERS LISTED BY POPULARITY

Part Number	Application
700257	2000 Chrysler Grand Voyager, 96-07 Town & Country, 00-03 Voyager, 96-03 Dodge Caravan, 96-05 Grand Caravan, 96-00 Plymouth Grand Voyager, 96-00 Voyager
700045	86-01 Jeep Cherokee, 86-92 Comanche, 86-90 Wagoneer
700147	92-00 Honda Civic
700185	95-98 Buick Skylark, 95 Cadillac Deville, 95-99 Eldorado, 95-97 Seville, 95-96 Chevrolet Beretta, 95-05 Cavalier, 95-96 Corsica, 95-98 Oldsmobile Achieva, 95-98 Pontiac Grand Am, 95-05 Sunfire
6597	94-96 Buick Park Avenue, 95 Cadillac Deville, 79 Chrysler Cordoba, 79 Dodge Magnum, 91-92 Ford Explorer, 91-92 Mazda Navajo, 94-96 Oldsmobile 98
700075	87-96 Dodge Dakota, 84-87 Jeep Cherokee, 86 Comanche, 84-86 Wagoneer
700160	91-92 Saturn SC, 93-02 SC1, 93-02 SC2, 91-02 SL, 91-02 SL1, 91-02 SL2, 93-99 SW1, 93-01 SW2
700206	93-95 Jeep Cherokee, 93-98 Grand Cherokee
700018	90-93 Honda Accord
700126	88-93 Chevrolet C1500, 88-95 C2500, 91-95 C3500, 91 G10, 91 G20, 91 G30, 88-93 K1500, 88-95 K2500, 91-95 K3500, 88-93 GMC C1500, 88-95 C2500, 91-95 C3500, 91 G1500, 91 G2500, 91 G3500, 88-93 K1500, 88-95 K2500, 91-95 K3500
700159	91-03 Ford Escort, 91-99 Mercury Tracer
700234	94-99 Buick Lesabre, 02-05 Rendezvous, 02-07 Jeep Liberty, 94-99 Oldsmobile 88, 01-05 Pontiac Aztec, 94-99 Bonneville
700296	04-05 Chevrolet Classic, 97-03 Malibu, 97-99 Oldsmobile Cutlass
6540	79-81 Buick Century, 79-87 Regal, 79-84 Chevrolet El Camino, 79-83 Malibu, 79-88 Monte Carlo, 79-84 GMC Caballero, 79-81 Oldsmobile Cutlass, 82-84 Cutlass Calais, 80-83 Cutlass Cruiser, 79-87 Cutlass Salon, 81-87 Cutlass Supreme, 82-86 Pontiac Bonneville, 79-80 Grand Am, 81 Grand Lemans, 79-87 Grand Prix, 79-81 Lemans
700291	97-00 Ford Explorer, 98-00 Mercury Mountaineer
700060	84-89 Buick Skyhawk, 89-91 Skylark, 86-87 Somerset, 85 Somerset Regal, 84-88 Cadillac Cimarron, 84-94 Chevrolet Cavalier, 85-87 Oldsmobile Calais, 88-91 Cutlass Calais, 84-87 Firenza, 85-91 Pontiac Grand Am, 84-85 J2000 Sunbird, 86-94 Sunbird
700293	05-07 Buick Lacrosse, 97-04 Regal, 00-05 Chevrolet Impala, 00-05 Monte Carlo, 97-08 Pontiac Grand Prix
700020	88-03 Chevrolet S10, 88-91 S10 Blazer, 90 Dodge Dakota, 88-90 GMC S15, 88-91 S15 Jimmy, 91-03 Sonoma, 98-99 Isuzu Hombre, 91 Oldsmobile Bravada
6534	84-91 Buick Skyhawk, Skylark, Somerset, Somerset Regal, 84-88 Cadillac Cimarron, 84-94 Chevy Cavalier, 85-91 Olds Calais, Cutlass Calais, Firenza, 84-94 Pontiac Grand Am, J2000 Sunbird, Sunbird
700142	94-95 Chevrolet, GMC C1500, 94-95 C2500, 94-95 K1500, 94-95 K2500



The brand you know... the products and service you trust.



DIRECT FIT & UNIVERSAL MUFFLERS FOR THE PROFESSIONAL INSTALLER



TOP NUMBERS LISTED BY POPULARITY

Part Number	Application
700297	97-03 Ford F-150, 04 F-150 Heritage, 97-99 F-250, 99 F-250 Super Duty
700153	93-98 Jeep Grand Cherokee, 93 Grand Wagoneer
700333	97-05 Buick Century, 00-05 Chevrolet Monte Carlo, 97-08 Pontiac Grand Prix
700295	98-01 Dodge Ram 1500 Truck, 98-02 Ram 2500 Truck, 98-02 Ram 3500 Truck
6496	Big Max Performance Turbo—Offset/Center, 4 1/4"x8 3/4", 18" Overall, 14" Body, 2" In/Out
700259	97-99 Dodge Dakota
6592	87-96 Ford Bronco, 87-96 F-150, 87-96 F-250, 87-96 F-350
700298	05-07 Buick Lacrosse, 00-03 Chevrolet Monte Carlo, 97-08 Pontiac Grand Prix
6527	MSL Maximum—Center/Center, 4" Round, 22 1/2" Overall, 19" Body, 2 1/4" In/Out
700301	98-03 Dodge B1500, B2500, B3500, Ram 1500 Van, Ram 2500 Van, Ram 3500 Van
709010	86-91 Dodge Colt, 89 Nissan Pathfinder, 86-91 Plymouth Colt, 92 Pontiac Grand Prix, 81-82 Toyota Corolla
6539	MSL Maximum—Offset/Offset, 6" Round, 34 1/2" Overall, 26" Body, 2 1/4" In/Out
6542	MSL Maximum—Offset/Offset, 6" Round, 37 1/2" Overall, 26" Body, 2 1/2"/2 1/4" In/Out
700304	03 Ford E-150, 03 E-150 Club Wagon, 97-02 E-150 Econoline, 97-02 E-150 Econoline Club Wagon, 03 E-250, 97-02 E-250 Econoline
6494	Big Max Performance Turbo—Offset/Center, 4 1/4"x8 3/4", 18" Overall, 14" Body, 2 1/2" In/Out
700034	93-03 Ford Ranger, 94-04 Mazda B2300, 98-01 B2500, 94-03 B3000, 94-03 B4000
6498	Big Max Performance Turbo—Offset/Offset, 4 1/4"x8 3/4", 18" Overall, 14" Body, 2 1/4" In/Out
700450	06-11 Chevy Impala, Monte Carlo
700407	00-03 Dodge Dakota
700300	05-07 Buick Lacrosse, 00-03 Chevrolet Monte Carlo, 97-08 Pontiac Grand Prix
700150	95-99 Chevrolet Blazer, 95-99 GMC Jimmy, 96-99 Oldsmobile Bravada
700367	99-04 Ford F-250 Super Duty, 99-04 F-350 Super Duty
700342	00-05 Chevy Impala
700335	02-05 Ford Explorer, 02-05 Mercury Mountaineer
700429	04-07 Buick Rainier, 02-09 Chevy Trailblazer, 02-09 GMC Envoy, 03-05 Isuzu Ascender, 02-04 Olds Bravada
700252	95-98 Toyota T100, 95-09 Tacoma, 00-06 Tundra



The brand you know... the products and service you trust.



PREBENT PIPE DIRECT FIT FOR EASY INSTALLATION

OE STYLE

- 100% aluminized pipes are constructed from heavy 14 and 16-gauge steel.
- Re-aluminized weld seam to prevent corrosion.
- Precision engineered fit for easy installation.



TOP NUMBERS LISTED BY POPULARITY

Part Number	Application
28440	92-00 Honda Civic, 93-95 Civic Del Sol
64690	87-96 Ford F-150, 87-96 F-250, 88-95 F-350
93972	92-93 Chevrolet Blazer, 88-93 C1500, 88-93 C2500, 88-90 C3500, 88-93 K1500, 88-93 K2500, 88-90 K3500, 88-93 GMC C1500, 88-93 C2500, 88-90 C3500, 88-93 K1500, 88-93 K2500, 88-90 K3500, 92-93 Yukon
54915	95-04 Chevrolet Blazer, 95-04 GMC Jimmy, 96-01 Oldsmobile Bravada
64754	94-95 Chevrolet C1500, 93-95 C2500, 93-95 C3500, 94-95 K1500, 93-95 K2500, 93-95 K3500, 94-95 GMC C1500, 93-95 C2500, 93-95 C3500, 94-95 K1500, 93-95 K2500, 93-95 K3500
93971	88-93 Chevrolet C1500, 88-93 C2500, 88-93 K1500, 88-93 K2500, 88-93 GMC C1500, 88-93 C2500, 88-93 K1500, 88-93 K2500
54957	98-06 Ford Ranger, 01-04 Mazda B2300, 98-01 B2500, 98-03 B3000, 98-03 B4000
88125	97-03 Ford Escort, 97-99 Mercury Tracer
14711	95-05 Chevrolet Cavalier, 96-06 Ford Taurus, 96-05 Mercury Sable, 95-05 Pontiac Sunfire
54911	95-00 Ford Explorer
38566	97-99 Acura CL, 94-97 Honda Accord
68376	94-96 Buick Century, 94-96 Oldsmobile Cutlass Ciera, 94 Cutlass Cruiser
54882	93-97 Jeep Grand Cherokee
88124	96-00 Honda Civic
64765	96-01 Ford Explorer, 97-01 Mercury Mountaineer
38471	90-93 Honda Accord
54928	00 Chrysler Grand Voyager, 96-05 Town & Country, 96-05 Dodge Grand Caravan, 96-00 Plymouth Grand Voyager
38565	94-97 Honda Accord
78174	92-00 Honda Civic
64773	98-03 Ford F-150, 04 F-150 Heritage, 98-99 F-250, 99 F-250 Super Duty
58380	97-98 Chevrolet Cavalier, 97-98 Pontiac Sunfire
68414	99-05 Chevrolet Cavalier, 99-05 Pontiac Sunfire
28584	04-05 Chevrolet Classic, 97-03 Malibu, 97-99 Oldsmobile Cutlass
68366	94-97 Honda Accord
88091	84-94 Ford Tempo, 84-94 Mercury Topaz
58377	95-96 Chevrolet Cavalier, 95-96 Pontiac Sunfire



The brand you know... the products and service you trust.



PREBENT PIPE DIRECT FIT FOR EASY INSTALLATION

OE STYLE

- 100% aluminized pipes are constructed from heavy 14 and 16-gauge steel.
- Re-aluminized weld seam to prevent corrosion.
- Precision engineered fit for easy installation.



TOP NUMBERS LISTED BY POPULARITY

Part Number	Application
78231	97-02 Saturn SC1, 93-02 SL, 93-02 SL1, 93-99 SW1
54916	95-04 Chevrolet Blazer, 95-04 GMC Jimmy
58381	97-02 Buick Century, 97-02 Regal, 00-02 Chevrolet Impala, 00-02 Monte Carlo, 97-02 Pontiac Grand Prix
44836	96-00 Jeep Cherokee
68206	86-87 Buick Century, 86-87 Chevrolet Celebrity, 86-87 Oldsmobile Cutlass Ciera, 87 Cutlass Cruiser, 86-87 Pontiac 6000
24914	04-05 Chevrolet Classic, 97-03 Malibu, 97-99 Oldsmobile Cutlass
44760	87-95 Jeep Wrangler
83013	91-96 Ford Escort, 91-96 Mercury Tracer
44750	84-95 Jeep Cherokee, 84-85 Wagoneer
18168	00-01 Jeep Cherokee, 02-07 Liberty
126640	94-96 Buick Roadmaster, Chevrolet Caprice
126641	94-96 Buick Roadmaster, Chevrolet Caprice
54910	95-97 Ford Ranger, 95-97 Mazda B2300, 95-97 B3000, 95-97 B4000
68367	97-99 Acura CL, 94-97 Honda Accord
54918	95-00 Chevrolet S10, 95-00 GMC Sonoma, 96-00 Isuzu Hombre
54979	99-04 Ford F-250 Super Duty, 99-04 F-350 Super Duty
54774	86-92 Jeep Cherokee, 86-90 Wagoneer
78232	97-02 Saturn SC2, 93-02 SL2, 93-01 SW2
54969	99-01 Jeep Cherokee
88120	94-99 Buick Lesabre, 94-99 Oldsmobile 88, 94-99 Pontiac Bonneville
125637	84-04 Ford Mustang
54757	83-89 Ford Ranger
54746	82-91 Chevrolet S10, 82-90 GMC S15, 91 Sonoma
24908	97-03 Ford Escort, 97-99 Mercury Tracer
54877	93-94 Ford Ranger, 94 Mazda B2300, 94 B3000, 94 B4000
94995	87-91 Ford Country Squire, 86 LTD, 87-91 LTD Crown Victoria, 87-91 Mercury Colony Park, 86-91 Grand Marquis
34772	90-94 Chrysler Lebaron, 89-95 Dodge Spirit, 89-95 Plymouth Acclaim



The brand you know... the products and service you trust.



PREBENT PIPE DIRECT FIT FOR EASY INSTALLATION

OE STYLE

- 100% aluminized pipes are constructed from heavy 14 and 16-gauge steel.
- Re-aluminized weld seam to prevent corrosion.
- Precision engineered fit for easy installation.



TOP NUMBERS LISTED BY POPULARITY

Part Number	Application
125636	84-04 Ford Mustang
126563	77-90 GM Full Size, 64-72 GM Mid Size
68467	05-11 Chevy Cobalt, HHR, 05-10 Pontiac G5, Pursuit
54934	97-99 Dodge Dakota
38671	98-03 Ford Ranger, 01-04 Mazda B2300, 98-01 B2500, 98-03 B3000, 98-03 B4000
44841	97-06 Jeep Wrangler
64660	87-88 Ford Country Squire, 80-86 LTD, 87-88 LTD Crown Victoria, 80 Lincoln Continental, 80-83 Mark VI, 81-88 Town Car, 87-88 Mercury Colony Park, 80-88 Grand Marquis, 80-82 Marquis
74599	79-83 Buick Electra, 80 Estate Wagon, 79-85 Lesabre, 79-82 Cadillac Deville, 79-82 Fleetwood, 79-88 Chevrolet Caprice, 79-85 Impala, 79-83 Oldsmobile 98, 79-85 Delta 88, 79-81 Pontiac Bonneville, 79-81 Catalina, 83-86 Parisienne
54953	98-01 Dodge Ram 1500 Truck, 98-02 Ram 2500 Truck, 98-02 Ram 3500 Truck
54951	98-03 Dodge Durango
54971	99-01 Jeep Grand Cherokee
44894	02-07 Jeep Liberty
44809	96-00 Chevrolet Express 3500, 92-95 G10, 92-95 G20, 92-96 G30, 92-93 GMC G1500, 92-94 G2500, 92-96 G3500, 96-00 Savana 3500
24911	96-99 Buick Lesabre, 96-99 Oldsmobile 88, 96-99 Pontiac Bonneville
38484	99-02 Subaru Forester, 90-99 Legacy
54938	98-04 Toyota Tacoma
54974	00-03 Dodge Dakota
28618	01-04 Toyota Tacoma
126558	86-87 Buick Century, Chevy Celebrity, Oldsmobile Cutlass Ciera, Pontiac 6000
44883	01-08 Ford Escape, 01-08 Mazda Tribute
88131	97-01 Toyota Camry, 99-01 Solara
44845	98-03 Nissan Frontier, 00-02 Xterra
24988	02-05 Ford Explorer, 02-05 Mercury Mountaineer
126584	88-99 Chevy/GMC Trucks
44884	04-05 Buick Rainier, 02-05 Chevrolet Trailblazer, 02-05 GMC Envoy, 03-05 Isuzu Ascender, 02-04 Oldsmobile Bravada



The brand you know... the products and service you trust.



PREBENT PIPE DIRECT FIT FOR EASY INSTALLATION

OE STYLE

- 100% aluminized pipes are constructed from heavy 14 and 16-gauge steel.
- Re-aluminized weld seam to prevent corrosion.
- Precision engineered fit for easy installation.



TOP NUMBERS LISTED BY POPULARITY

Part Number	Application
64691	87-96 Ford E-150 Econoline, 87-96 E-150 Econoline Club Wagon, 87-96 E-250 Econoline, 87-91 E-250 Econoline Club Wagon, 87-96 E-350 Econoline, 87-96 E-350 Econoline Club Wagon
78238	00-04 Ford Focus
88133	97-01 Honda CR-V
126508	77-90 GM Full Size, 64-72 GM Mid Size
44834	01-07 Chrysler Town & Country, Voyager, 96-07 Dodge Caravan, 96-00 Plymouth Voyager
44885	02-05 Ford Explorer, 02-05 Mercury Mountaineer
18169	04-05 Buick Rainier, 02-05 Chevy Trailblazer, 02-05 GMC Envoy, 03-05 Isuzu Ascender, 02-04 Oldsmobile Bravada
88128	97-05 Chevy Classic, Malibu, 97-99 Olds Cutlass
58452	01-06 Chrysler Sebring, 01-06 Dodge Stratus
18094	00 Chrysler Grand Voyager, 91-05 Town & Country, 91-05 Dodge Grand Caravan, 95-97 Ram 2500 Truck, 95-97 Ram 3500 Truck
28702	01-10 Chrysler PT Cruiser
28541	95-03 Ford Ranger, 95-04 Mazda B2300, 98-01 B2500, 95-03 B3000, 95-99 B4000
54970	99-04 Jeep Grand Cherokee
68438	99-04 Olds Alero, 99-05 Pontiac Grand Am
54956	98 Jeep Grand Cherokee
58454	03-05 Buick Century, 05-07 Lacrosse, 03-04 Regal, 03-05 Chevrolet Impala, 03-05 Monte Carlo, 03-08 Pontiac Grand Prix
28622	99-04 Ford F-250 Super Duty, 99-04 F-350 Super Duty
38812	00-04 Infiniti I30, I35, 99-03 Nissan Maxima
44902	99-04 Chevrolet Tracker, 99-05 Suzuki Grand Vitara, 99-03 Vitara
54150	02-07 Chevy Silverado, 02-07 GMC Sierra
54935	93-97 Jeep Grand Cherokee, Grand Wagoneer
68397	97-98 Buick Skylark, 97-98 Olds Achieva, 97-98 Pontiac Grand Am
38668	98-00 Chrysler Cirrus, 01-06 Sebring, 98-06 Dodge Stratus, 98-00 Plymouth Breeze
18167	02-05 Ford Explorer, 02-05 Mercury Mountaineer
68437	01-10 Chrysler PT Cruiser




UNIVERSAL CONVERTERS



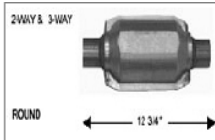
6020**/6022** Series

Standard Duty



P/N	IN	OUT	OAL	CONFIGURATION
602003	1 3/4"	1 3/4"	14"	w/Air Tube
602004	2"	2"	14"	w/Air Tube
602005	2 1/4"	2 1/4"	14"	w/Air Tube
602006	2 1/2"	2 1/2"	14"	w/Air Tube
602007	3"	3"	14"	w/Air Tube
602013	2"	2"	14"	w/Dual 90° Air Tubes

602*** Specialty Standard Duty



P/N	IN	OUT	OAL	CONFIGURATION
602213	1 3/4"	1 3/4"	12 3/4"	Round w/o Air Tube
602214	2"	2"	12 3/4"	Round w/o Air Tube
602215	2 1/4"	2 1/4"	12 3/4"	Round w/o Air Tube
602280	2"	2"	17"	Oval D/O w/O2 Sensor Port

6025** Series

Enhanced Standard Duty



602403	1 3/4"	1 3/4"	16"	Oval w/Air Tube
602536	2 1/2"	2 1/2"	16"	Oval w/Air Tube
602543	1 3/4"	1 3/4"	16"	Oval w/o Air Tube
602544	2"	2"	16"	Oval w/o Air Tube
602545	2 1/4"	2 1/4"	16"	Oval w/o Air Tube
602546	2 1/2"	2 1/2"	16"	Oval w/o Air Tube
602547	3"	3"	16"	Oval w/o Air Tube

6040** Series


Heavy Duty



P/N	IN	OUT	OAL	CONFIGURATION
604007	3"	3"	16 1/2"	Oval w/o Air Tube
604008	2" Dual	2 1/2"	17"	Oval w/o Air Tube

6050** Series

Heavy Duty



P/N	IN	OUT	OAL	CONFIGURATION
605005	2 1/4"	2 1/4"	16 1/2"	w/Air Tube
605006	2 1/2"	2 1/2"	17"	w/Air Tube
605007	3"	3"	17"	w/Air Tube

6060** Series


Super Duty



P/N	IN	OUT	OAL	CONFIGURATION
606007	3"	3"	21 1/2"	Oval w/o Air Tube

6070** Series

Super Duty



P/N	IN	OUT	OAL	CONFIGURATION
607007	3"	3"	21 1/2"	w/Air Tubes

608*** Series

EPA OBDII By Design OBDII Vehicles up to LEV

P/N	IN	OUT	OAL	CONFIGURATION
608204	2"	2"	16"	Oval w/o Air Tube
608205	2 1/4"	2 1/4"	16"	Oval w/o Air Tube
608206	2 1/2"	2 1/2"	16"	Oval w/o Air Tube
608214	2"	2"	14"	Round w/o Air Tube
608215	2 1/4"	2 1/4"	14"	Round w/o Air Tube
608216	2 1/2"	2 1/2"	14"	Round w/o Air Tube
608224	2"	2"	16 1/2"	Oval w/o Air Tube
608225	2 1/4"	2 1/4"	16 1/2"	Oval w/o Air Tube
608226	2 1/2"	2 1/2"	16 1/2"	Oval w/o Air Tube
608227	3"	3"	16 1/2"	Oval w/o Air Tube
608234	2"	2"	16 1/2"	Oval w/o Air Tube w/2 O2 Sensor ports
608235	2 1/4"	2 1/4"	16 1/2"	Oval w/o Air Tube w/2 O2 Sensor ports
608240	2 1/2" Dual	2 1/2"	17"	w/O2 Port
608294	2"	2"	12"	w/O2 Port
608295	2 1/4"	2 1/4"	12"	w/O2 Port



UNIVERSAL CONVERTERS




608*** Series

EPA OBDII By Design

LEVII and Cleaner Applications

Spun Body Converters

608264	2"	2"	14"	Round w/o Air Tube
608265	2 1/4"	2 1/4"	14"	Round w/o Air Tube
608266	2 1/2"	2 1/2"	14"	Round w/o Air Tube
608274	2"	2"	12"	Angled Inlet and Outlet w/o Air Tube
608275	2 1/4"	2 1/4"	12"	Angled Inlet and Outlet w/o Air Tube
608276	2 1/2"	2 1/2"	12"	Angled Inlet and Outlet w/o Air Tube
608284	2"	2"	12 1/2"	Angled Inlet, w/o Air Tube
608285	2 1/4"	2 1/4"	12 1/2"	Angled Inlet, w/o Air Tube
608286	2 1/2"	2 1/2"	12 1/2"	Angled Inlet, w/o Air Tube
608316	2 1/2"	2 1/2"	16"	Round w/Air Tube
608326	2 1/2"	2 1/2"	16"	Two O2 Sensor Ports One In Middle Of Shell & One At Left Top Inlet
608314	2"	2"	16"	One O2 Sensor Port In Top Middle Of Body
608315	2 1/4"	2 1/4"	16"	One O2 Sensor Port In Top Middle Of Body
608404	2"	2"	14"	Oval w/o Air Tube
608405	2 1/4"	2 1/4"	14"	Oval w/o Air Tube
608406	2 1/2"	2 1/2"	14"	Oval w/o Air Tube
608407	3"	3"	14"	Oval w/o Air Tube
608414	2"	2"	12 1/4"	Round w/o Air Tube
608415	2 1/4"	2 1/4"	12 1/4"	Round w/o Air Tube
608416	2 1/2"	2 1/2"	12 1/4"	Round w/o Air Tube
608417	3"	3"	12 1/4"	Round w/o Air Tube
608435	2 1/4"	2 1/4"	16 1/2"	Oval w/o Air Tube



Pre-OBD II Universal	Part Number
2"	602384
2 1/4"	602385
2 1/2"	602386
3"	602387

OBD II Universal	Part Number
2"	608384
2 1/4"	608385
2 1/4" w/O2 Sensor Fitting	608395
2 1/2"	608386
2 1/2" w/O2 Sensor Fitting	608396
3"	608387
3" w/O2 Sensor Fitting	608397

Oval Universal, Pre OBDII

Heavy Duty Specialty


P/N	IN	OUT	OAL	CONFIGURATION
609004	2"	2"	16 1/2"	w/Air Tube
609005	2 1/4"	2 1/4"	16 1/2"	w/Air Tube
609006	2 1/2"	2 1/2"	16 1/2"	w/Air Tube
609007	3"	3"	16 1/2"	Oval w/o Air Tube
609244	2"Dual	2 1/2"	17"	w/O2 Port

642198

04-08 Chevy Malibu, 06-07 Pontiac G6, 07-09 Saturn Aura
2.2L, 2.4L




642583



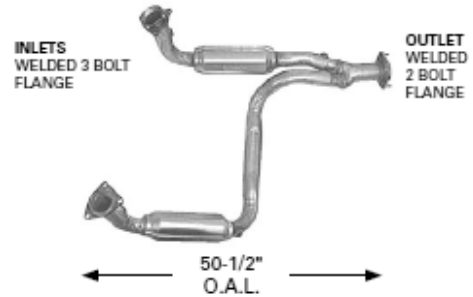
- 97-03 6 Buick Regal (FWD), 3.8L, 231, Code "K" Eng. w/o resonator on conv., Exc. CA
- 00-03 6 Chevrolet Impala (FWD), 3.8L, 231, Code "K", Exc. CA
- 00-03 6 Chevrolet Monte Carlo (FWD), 3.8L, 231, Code "K", Exc. CA
- 98-99 6 Oldsmobile Intrigue, 3.8L, 231, Code "K", Exc. CA
- 97-03 6 Pontiac Grand Prix (FWD), 3.8L, 231, Code "K" Eng., Exc. CA

642525

97-05 Buick Century, 00-05 Chevy Impala, Monte Carlo, 97-03 Pontiac Grand Prix 3.1L, 3.4L




645988



- 00-02 6 Chevrolet C&K Series Pick Up 1/2 Ton, 4.3L, 262, Dual Convs. W/Flat Spot in Middle Pipe, Exc. CA
- 00-02 8 Chevrolet C&K Series Pick Up 1/2 Ton, 4.8L, 293, Dual Convs. W/Flat Spot in Middle Pipe, Exc. CA
- 00-02 8 Chevrolet C&K Series Pick Up 1/2 Ton, 5.3L, 323, Dual Convs. W/Flat Spot in Middle Pipe, Exc. CA
- 00-02 6 Chevrolet C&K Series Pick Up 3/4 Ton, 4.3L, 262, Dual Convs. W/Flat Spot in Middle Pipe, Exc. CA
- 00-02 8 Chevrolet C&K Series Pick Up 3/4 Ton, 4.8L, 293, Dual Convs. W/Flat Spot in Middle Pipe, Exc. CA
- 00-02 8 Chevrolet C&K Series Pick Up 3/4 Ton, 5.3L, 323, Dual Convs. W/Flat Spot in Middle Pipe, Exc. CA
- 00-02 6 GMC C&K Series Pick Up 1/2 Ton, 4.3L, 262, Dual Convs. W/Flat Spot in Middle Pipe, Exc. CA
- 00-02 8 GMC C&K Series Pick Up 1/2 Ton, 4.8L, 293, Dual Convs. W/Flat Spot in Middle Pipe, Exc. CA
- 00-02 8 GMC C&K Series Pick Up 1/2 Ton, 5.3L, 323, Dual Convs. W/Flat Spot in Middle Pipe, Exc. CA
- 00-02 6 GMC C&K Series Pick Up 3/4 Ton, 4.3L, 262, Dual Convs. W/Flat Spot in Middle Pipe, Exc. CA
- 00-02 8 GMC C&K Series Pick Up 3/4 Ton, 4.8L, 293, Dual Convs. W/Flat Spot in Middle Pipe, Exc. CA
- 00-02 8 GMC C&K Series Pick Up 3/4 Ton, 5.3L, 323, Dual Convs. W/Flat Spot in Middle Pipe, Exc. CA

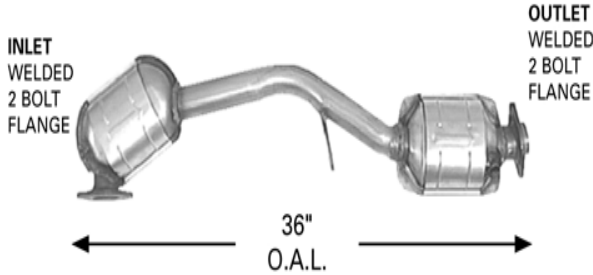
641170

01-06 Ford Escape, 01-06 Mazda Tribute, 05-06 Mercury Mariner 3.0L



642725

99-02 Subaru Forester, Outback 2.5L

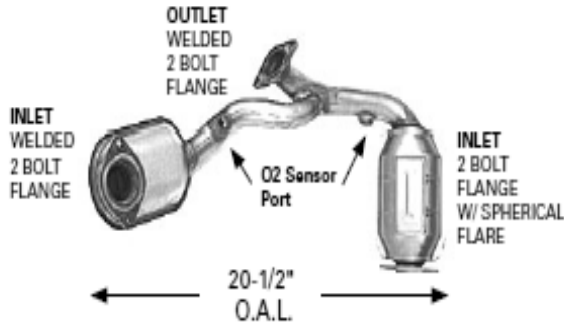


642549

96-02 Ford Crown Victoria, 96-02 Lincoln Town Car, 96-02 Mercury Grand Marquis 4.6L



642696



- 00-05 6 Ford Taurus, 3.0L, 183, Front Conv., w/Trans. # XUBC 12V, Exc. CA
- 00-05 6 Mercury Sable, 3.0L, 183, Front Conv., w/Trans. # XUBC 12V, Exc. CA


642979

05-07 Chrysler Town & Country, 05-07 Dodge Caravan, 05-07 Grand Caravan 3.3L, 3.8L

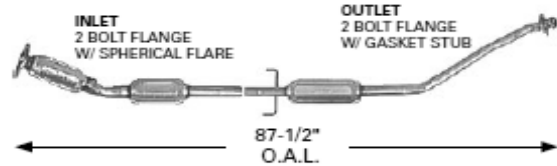


641203

01 Hyundai XG300, 02-03 XG350, 02-05 Kia Sedona 3.0L, 3.5L



642985



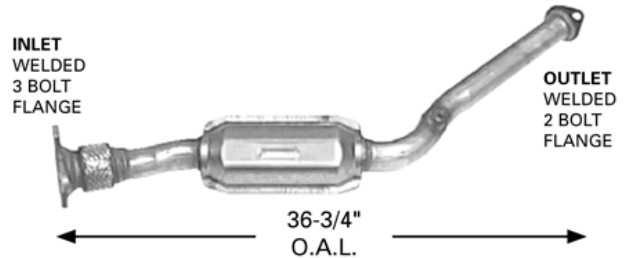
03-04 4 Pontiac Vibe, 1.8L, 105, 2WD, Exc. CA

03-04 4 Toyota Corolla, 1.8L, 105, Exc. CA

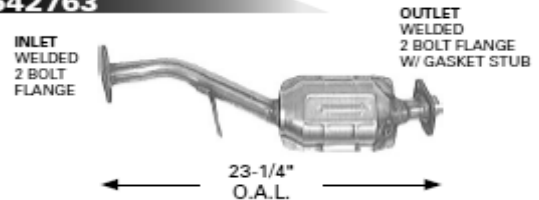
03-04 4 Toyota Matrix, 1.8L, 105, 2WD, Exc. XRS Models w/ZZ-GE Eng., Exc. CA

642780

05-07 Chevrolet Cobalt 2.2L, HHR, 05-07 Saturn Ion 2.2L



642763



98 4 Subaru Forester, 2.5L, 151, Rear Conv., Exc. CA

95-01 4 Subaru Impreza, 2.2L, 134, Rear Conv., Exc. CA

98 4 Subaru Impreza, 2.5L, 150, Rear Conv., RS Coupe, Exc. CA

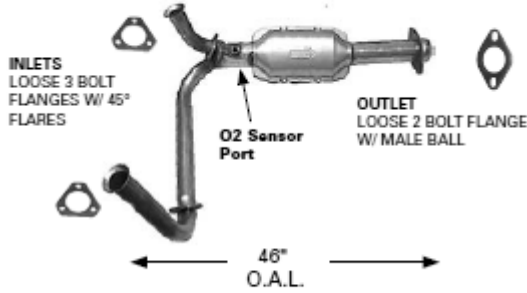
96-02 4 Subaru Legacy, 2.5L, 151, Rear Conv., Exc. CA

96-00 4 Subaru Legacy, 2.5L, 151, Rear Conv., Outback Wagon, AWD, Exc. CA

95-99 4 Subaru Legacy, 2.2L, 134, Rear Conv., Exc. CA

96 4 Subaru Legacy, 2.2L, 134, Rear Conv., Outback Wagon, AWD, Exc. CA

645342



94	8	Chevrolet Blazer (Full Size), 5.7L, 350, Code "K" Eng.
94-95	6	Chevrolet C&K Series Pick Up 1/2 Ton, 4.3L, 262, Exc. OBD II in CA
94-95	8	Chevrolet C&K Series Pick Up 1/2 Ton, 5.0L, 305, Exc. OBD II in CA
94-95	8	Chevrolet C&K Series Pick Up 1/2 Ton, 5.7L, 350, Exc. OBD II in CA
94-95	6	Chevrolet C&K Series Pick Up 3/4 Ton, 4.3L, 262, To 8600 lbs GVW, Exc. OBD II in CA
94-95	8	Chevrolet C&K Series Pick Up 3/4 Ton, 5.0L, 305, To 8600 lbs GVW, Exc. OBD II in CA
94-95	8	Chevrolet C&K Series Pick Up 3/4 Ton, 5.7L, 350, To 8600 lbs GVW, Exc. OBD II in CA
94-95	8	Chevrolet Suburban/Tahoe, 5.0L, 305, To 8600 lbs GVW, Exc. OBD II in CA
94-95	8	Chevrolet Suburban/Tahoe, 5.7L, 350, To 8600 lbs GVW, Exc. OBD II in CA
94-95	6	GMC C&K Series Pick Up 1/2 Ton, 4.3L, 262, Exc. OBD II in CA
94-95	8	GMC C&K Series Pick Up 1/2 Ton, 5.0L, 305, Exc. OBD II in CA
94-95	8	GMC C&K Series Pick Up 1/2 Ton, 5.7L, 350, Exc. OBD II in CA
94-95	6	GMC C&K Series Pick Up 3/4 Ton, 4.3L, 262, To 8600 lbs GVW, Exc. OBD II in CA
94-95	8	GMC C&K Series Pick Up 3/4 Ton, 5.0L, 305, To 8600 lbs GVW, Exc. OBD II in CA
94-95	8	GMC C&K Series Pick Up 3/4 Ton, 5.7L, 350, To 8600 lbs GVW, Exc. OBD II in CA
94	8	GMC Jimmy (Full Size), 5.7L, 350, Code "K" Eng.
94-95	8	GMC Suburban/Yukon, 5.0L, 305, To 8600 lbs GVW, Exc. OBD II in CA
94-95	8	GMC Suburban/Yukon, 5.7L, 350, To 8600 lbs GVW, Exc. OBD II in CA

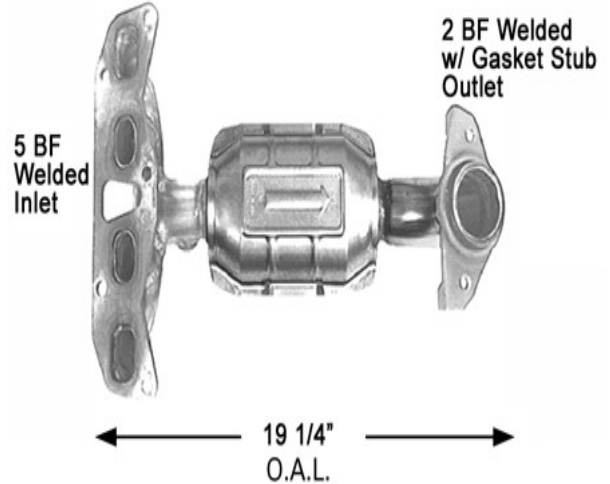
641169

01-06 Ford Escape, 01-06 Mazda Tribute, 05-06 Mercury Mariner 3.0L



641198

02-03 Nissan Altima, Sentra 2.5L



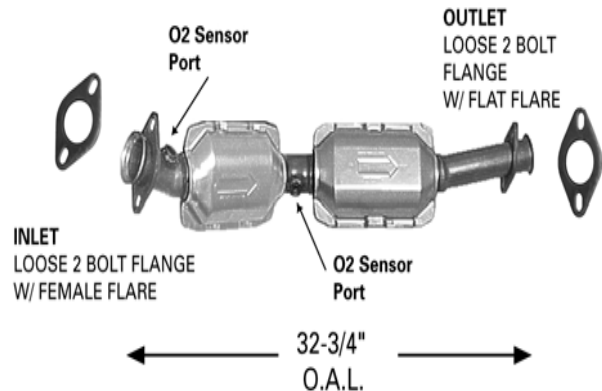
645471

04-08 Ford F-150, 06-08 Lincoln Mark LT 5.4L




642550


96-02 Ford Crown Victoria (Inc. Police, Taxi, Station Wagon) 4.6L, 96-02 Lincoln Town Car 4.6L, 96-02 Mercury Grand Marquis Full Size 4.6L




TRUCK MUFFLERS



P/N	Inlet ID	Outlet ID	Cross Section	Shell Length	Overall Length
3871	2 1/2"	2 1/2"	9"	28"	35"
3721	3"	3"	6"	21"	30"
3883	3"	3"	7"	30"	36"
3699	5"	5"	10"	44"	51"



P/N	Inlet ID	Outlet ID	Cross Section	Shell Length	Overall Length
3716	3 1/2"	4"	9"	30"	36 3/8"




STYLE 3 - SIDE INLET, END OULET

P/N	Inlet ID	Outlet ID	Cross Section	Shell Length	Overall Length
3931	4"	5"	10"X15"	21"	25 1/4"




P/N	Inlet ID	Outlet ID	Cross Section	Shell Length	Overall Length
3697	2 1/2"-2 1/2"	2 3/4"	8 1/2"	30"	39"

45 DEG. ELBOWS STYLES ID-OD AND OD-OD



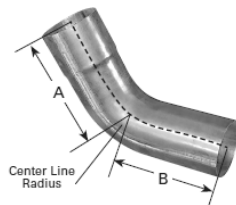
P/N Aluminized	Dia.	Style	Length A-B	Centerline Radius
10313	3"	ID-OD	7"-7"	6"
10314	3 1/2"	ID-OD	8"-8"	7"
10736	4"	ID-OD	5"-5"	4"
10726	4"	ID-OD	6"-6"	6"
10315	4"	ID-OD	9 1/4"-9 1/4"	8"
10727	4"	ID-OD	12"-12"	6"
10729	5"	ID-OD	7"-7"	8"
10566	4"	OD-OD	8"-8"	4 1/2"
10567	5"	OD-OD	8"-8"	5 1/2"

30 DEG. ELBOWS STYLES ID-OD AND OD-OD



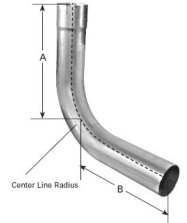
P/N Aluminized	Dia.	Style	Length A-B	Centerline Radius
10632	4"	ID-OD	4"-4"	5"

60 DEG. ELBOWS STYLES ID-OD AND OD-OD



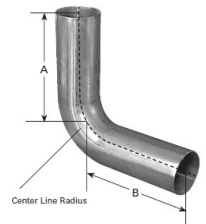
P/N Aluminized	Dia.	Style	Length A-B	Centerline Radius
10640	4"	ID-OD	8"-8"	5"

90 DEG. ELBOWS STYLE ID-OD



P/N Aluminized	Dia.	Length A-B	Centerline Radius
10675	3"	8"-8 1/4"	6"
10304	3"	14"-14"	6"
10795	3 1/2"	6 1/4"-6 1/4"	3 1/2"
10676	3 1/2"	9"-9"	4 1/2"
10305	3 1/2"	16"-16"	7"
10681	4"	8"-8"	4 1/2"
10678	4"	10"-10"	4 1/2"
10762	4"	16"-16"	8"
10306	4"	18"-18"	8"
10764	5"	8 1/2"-8 1/2"	6"
10557	5"	11"-11"	5 1/2"
10680	5"	11"-11"	7 1/2"
10765	5"	15"-15"	8"

90 DEG. ELBOWS STYLE OD-OD



P/N Aluminized	Dia.	Length A-B	Centerline Radius
10339	4"	4 1/2"-4 1/2"	4 1/2"
10781	4"	8"-8"	4"
10539	4"	12"-12"	5 1/2"
10797	4"	16"-16"	8"
10785	5"	8 1/2"-8 1/2"	6"
10791	5"	12"-12"	6"

STACK PIPES / SPOUTS

ANGLED (ID), SLANT CUT (OD), ANGLED (OD)

P/N Alumin- ized	Inlet Dia.	Length	Description
14620	4" ID	12"	Angled (ID)
24346	4" OD	12"	Angled (OD)



RAIN CAPS



P/N	Material Finish	Min. OD Size	Max. OD Size
9896	Powder Coating	1 1/2"	1 11/16"
9371	Powder Coating	2"	2 3/16"
9370	Powder Coating	2 1/4"	2 7/8"
9372	Powder Coating	2 1/2"	2 11/16"
9373	Powder Coating	3"	3 3/16"
9374	Powder Coating	3 1/2"	3 11/16"
9375	Powder Coating	4"	4 3/16"
9377	Powder Coating	5"	5 3/16"
9369	Powder Coating	6"	6 1/8"

**STRAIGHT TUBING
BENDABLE ALUMINIZED TUBING**



P/N Aluminized	OD Size	Gauge	Length
112A1016	1 1/2"	16	10'
112A7516	1 1/2"	16	7.5'
134A1016	1 3/4	16	10'
134A7516	1 3/4"	16	7.5'
178A1016	1 7/8"	16	10'
200A1014	2"	14	10'
200A1016	2"	16	10'
200A7514	2"	14	7.5'
212A1014	2 1/2"	14	10'
212A7514	2 1/2"	14	7.5'
214A1014	2 1/4"	14	10'
214A7514	2 1/4"	14	7.5'
234A1014	2 3/4"	14	10'
300A1014	3"	14	10'
300A7514	3"	14	7.5'
312A1014	3 1/2"	14	10'

**ALUMINIZED STEEL TUBING
(ONE END SWAGED AND SLOTTED, OTHER END - O.D.)**



P/N	Size	Length
924120	4"	10'

**EXTRA HEAVY DUTY CLAMPS
3/8" U-BOLT 11 GAUGE SADDLE**



P/N	Size	Box Qty
H200	2"	1
H218	2 1/8"	1
H214	2 1/4"	1
H212	2 1/2"	1
H258	2 5/8"	1
H234	2 3/4"	1
H300	3"	1
H314	3 1/4"	1
H312	3 1/2"	1
H400	4"	1
H500	5"	1
H600	6"	1

PREFORMED CLAMPS - LAP JOINT



P/N	Size	Material
9606	4"	Aluminized Steel
9607	5"	Aluminized Steel
9666	2 1/2"	304 Stainless Steel
9668	3"	304 Stainless Steel
9623	4"	304 Stainless Steel
9624	5"	304 Stainless Steel

EASY SEAL™ BRIGHT 304 STAINLESS STEEL CLAMPS



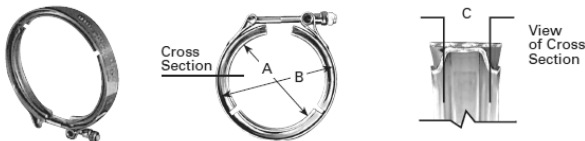
P/N	OD Size
B200	2"
B214	2 1/4"
B212	2 1/2"
B234	2 3/4"
B300	3"
B312	3 1/2"
B400	4"
B500	5"
B600	6"

TUFF GRIP GUILLOTINE



P/N	Size	Box Qty
T400	4"	1

V-BAND CLAMPS



P/N	Tube DIA.	A	B	C
9618	2.75"	2.92"	3.20"	0.26"

FLEX TUBING 10 FOOT LENGTHS



P/N Stainless Standard Thickness	P/N Galvanized Heavy Duty Thickness	ID
	8987	3 1/2"
8887		4"
8888		5"

PRE-CUT FLEX HOSE STYLE ID-ID



P/N Stainless	DIA	LGTH.
24836	4"	24"
24838	5"	24"

FLEX COUPLING WITH NIPPLE EXTENSION



P/N W/O INNER LINER	FLEX LENGTH	OVERALL LENGTH	INLET DI- AMETER
8841	8"	12"	2"

ALUMINIZED ID - ID CONNECTOR

Connects O.D. pipes of the same size.



P/N	ID—ID	LENGTH
14337	2"-2"	4"
14338	2 1/2"-2 1/2"	4"
14339	3"-3"	4"
14340	3 1/2"-3 1/2"	4"
14602	3 1/2"-3 1/2"	6"
14603	4"-4"	6"
14341	4"-4"	4"
14605	5"-5"	6"

ALUMINIZED OD - OD CONNECTOR

Connects I.D. pipes of the same size.



P/N	OD—OD	LENGTH
8972	4"-4"	8"

ALUMINIZED ID - OD CONNECTOR

Connects I.D. and O.D. pipes of the same size.



P/N	ID—OD	LENGTH
8934	1 3/4"-1 3/4"	4 1/2"
8933	2"-2"	5 3/4"
8943	2 1/2"-2 1/2"	4 1/2"
8975	3"-3"	6"
8976	3 1/2"-3 1/2"	6"
8991	4"-4"	6"
8978	5"-5"	6"

ALUMINIZED OD - ID REDUCER

Reduces larger I.D. pipe to smaller O.D. pipe.



P/N	OD—ID	LENGTH
8938	2 1/4"-2"	4"
8941	2 1/2"-2"	4"
8942	2 1/2"-2 1/4"	4"
9600	3"-2 1/2"	6 1/4"
9334	3"-2 3/4"	6"
9333	3 1/2"-3"	6"
9722	4"-3"	6"
9332	4"-3 1/2"	6"
9331	5"-4"	6"



H.D. FLEET EXHAUST

ALUMINIZED OD - OD REDUCER
Reduces larger O.D. pipe to smaller I.D. pipe.

P/N	OD—OD	LENGTH
9648	4"-3"	8"
9649	5"-4"	8"

ALUMINIZED ID - OD REDUCER
Reduces larger O.D. pipe to smaller I.D. pipe.

P/N	OD—OD	LENGTH
8911	2 1/4"-2"	5 3/4"
8913	2 1/2"-2"	5 3/4"
8940	2 1/2"-2 1/4"	4 1/2"
8959	2 3/4"-2 1/2"	6"
8960	3"-2 1/2"	6"
8961	3"-2 3/4"	6"
8962	3 1/2"-3"	6"
8963	4"-3"	6"
8964	4"-3 1/2"	6"
8965	5"-4"	6"

ALUMINIZED ID - ID REDUCER
Reduces O.D. pipes of different sizes.

P/N	OD—OD	LENGTH
8952	2 3/4"-2 1/2"	6"
8953	3"-2 1/2"	6"
8954	3"-2 3/4"	6"
8955	3 1/2"-3"	6"
8956	4"-3"	6"
8957	4"-3 1/2"	8"
8958	5"-4"	8"

VX  **SERIES HIGH PERFORMANCE MUFFLERS**

100% Aluminized heavy gauge materials

CENTER/OFFSET



P/N	SHELL	OAL	INLET	OUTLET	DIMENSION
VX2442	13"	19"	2 ¼"	2 ¼"	4 ¼" x 9 ½"
VX2542	13"	19"	2 ½"	2 ½"	4 ¼" x 9 ½"
VX3042	13"	19"	3"	3"	4 ¼" x 9 ½"

OFFSET/CENTER



P/N	SHELL	OAL	INLET	OUTLET	DIMENSION
VX2441	13"	19"	2 ¼"	2 ¼"	4 ¼" x 9 ½"
VX2541	13"	19"	2 ½"	2 ½"	4 ¼" x 9 ½"
VX3041	13"	19"	3"	3"	4 ¼" x 9 ½"

OFFSET/OFFSET



P/N	SHELL	OAL	INLET	OUTLET	DIMENSION
VX2443	13"	19"	2 ¼"	2 ¼"	4 ¼" x 9 ½"
VX2543	13"	19"	2 ½"	2 ½"	4 ¼" x 9 ½"
VX3043	13"	19"	3"	3"	4 ¼" x 9 ½"

CENTER/DUALS



P/N	SHELL	OAL	INLET	OUTLET	DIMENSION
VX0402	13"	19"	3"	2 ½" Duals	4 ¼" x 9 ½"
VX0422	13"	19"	3"	2 ¼" Duals	4 ¼" x 9 ½"
VX4422	13"	19"	2 ¼"	2 ¼" Duals	4 ¼" x 9 ½"
VX5400	13"	19"	2 ½"	2 ½" Duals	4 ¼" x 9 ½"
VX5422	13"	19"	2 ½"	2 ¼" Duals	4 ¼" x 9 ½"

P
E
R
F
O
R
M
A
N
C
E

ALL-WELDED PERFORMANCE MUFFLERS



100% Aluminized heavy gauge materials

DUALS/DUALS



P/N	SHELL OAL	INLET	OUTLET	DIMENSION
VX4554	17" 23"	2 1/4" Duals	2 1/4" Duals	4 1/4" x 9 1/2"

TRANSVERSE




TRANSVERSE DESIGN

P/N	SHELL OAL	INLET	OUTLET	DIMENSION
VX2583	17" 23"	2 1/2" Duals Trans.	2 1/2"	4 1/4" x 9 1/2"


VR SERIES RACE PERFORMANCE MUFFLERS

CENTER/CENTER




P/N	SHELL OAL	INLET	OUTLET	DIMENSION
VR7426	6 1/2" 13"	2 1/2"	2 1/2"	4 1/4" x 9 1/2"
VR7428	6 1/2" 13"	3"	3"	4 1/4" x 9 1/2"

CENTER/DUALS



P/N	SHELL OAL	INLET	OUTLET	DIMENSION
VR7425	6 1/2" 13"	2 1/2"	2 1/4" Duals	4 1/4" x 9 1/2"
VR7427	6 1/2" 13"	3"	2 1/2" Duals	4 1/4" x 9 1/2"

OFFSET/OFFSET (4 1/4" x 9 1/2")



P/N	Inlet	Outlet
VR7429	2 1/4"	2 1/4"
VR7430	2 1/2"	2 1/2"

3 1/4" x 7 3/4" SMALL OVAL 3 1/4" x 7 3/4" SMALL OVAL 4 1/4" x 8 3/4" MEDIUM OVAL

OFFSET/CENTER

P/N	INLET	OUTLET
690008	2"	2"

P/N	INLET	OUTLET
6519	2"	2"

OFFSET/OFFSET

P/N	INLET	OUTLET
690003	2"	2"

P/N	INLET	OUTLET
6495	2"	2"

OFFSET/CENTER

P/N	INLET	OUTLET
6496	2"	2"
6534	2 1/4"	2 1/4"
6494+	2 1/2"	2 1/2"

+ Replaces 2940

Big Max Turbo Muffler
4.25X8.75 Cross Section, 12 Body, 16 OAL, 2.25 O/C
Part#6490

4 1/4" x 8 3/4" MEDIUM OVAL cont.


4 1/16" x 10 1/2" LARGE OVAL

OFFSET/OFFSET

P/N	INLET	OUTLET
6497	2"	2"
6498	2 1/4"	2 1/4"
6499	2 1/2"	2 1/2"

OFFSET/CENTER

P/N	INLET	OUTLET
690501	2"	2"
690500	2 1/4"	2 1/4"
690503	2 1/2"	2 1/2"



P/N	INLET	OUTLET
690502	3"	3"

4 1/16" x 10 1/2" LARGE OVAL

4 1/2" x 11" EXTRA LARGE OVAL

CENTER/DUALS

P/N	INLET	OUTLET
690513	2 1/2"	2 1/4"
690514	2 1/2"	2 1/2"
690510	3"	2 1/4"
690511	3"	2 1/2"

Big Max Turbo Muffler
4 1/16X10.5 Cross Section,
16 Body, 22 OAL, 2.25 C/D

Part#690515

2 1/4" x 1.0. 25" 20" 2 1/2" x 1.0.

6493

4 1/16" x 10 1/2"

CENTER/DUALS

P/N	INLET	OUTLET
690512	3"	3"

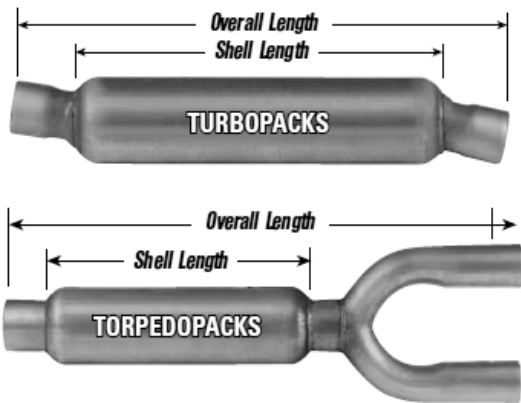
Big Max Turbo Muffler
5.5X11 Cross Section, 20 Body, 27 OAL, 3 O/C

Part#690533



TURBOPACKS & TORPEDO PACKS

- Featuring the Versatility of a Glasspack with the Sound Performance of a Turbo Muffler
- Aluminized Heavy Duty, 15 Gauge, 4" Diameter Shell
- Fully Welded Quality Construction
- Aluminized AKDDQ Necks Allow For Easy Expansion
- 2 Tube, 2 Baffle Internal Design Provides Turbo Tuning For Superior Sound Control



PART NUMBER DEFINITION

Example: 4218112

First two digits = 4" Shell; 2 Designates Turbo Pack
 Second two digits = Shell Length (18")
 Third Two Digits = Configuration:
 11 = Center/Center
 12 = Mild offset/Mild Offset
 22 = Full Offset/Full Offset

Seventh digit indicates neck size other than 2" on both ends
 1 = One 2 1/4"; One 2" Neck
 2 = Two 2 1/4" Necks

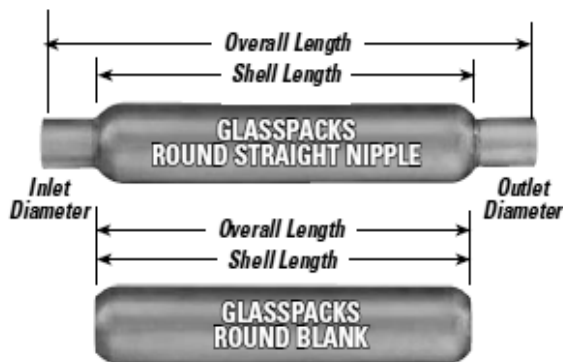
TURBOPACKS

P/N	DIAMETER	SHELL LENGTH	OVERALL LENGTH	INLET	OUTLET
421511S	4" Round	15"	22"	2" Center	2" Center
421512S	4" Round	15"	22"	2" Mild Offset	2" Mild Offset
421811S	4" Round	18"	25"	2" Center	2" Center
4218112S	4" Round	18"	25"	2 1/4" Center	2 1/4" Center
4218113S	4" Round	18"	25"	2 1/2" Center	2 1/2" Center
421812S	4" Round	18"	25"	2" Mild Offset	2" Mild Offset

TORPEDOPACKS

P/N	DIAMETER	SHELL LENGTH	OVERALL LENGTH	INLET DIAMETER	OUTLET DIAMETER	BOX QTY.
4115033	4" Round	15"	29"	Blank-2 1/2"	Dual-2 1/2"	1
4115132	4" Round	15"	29"	Nipple-2 1/2"	Dual-2 1/4"	1
4115143	4" Round	15"	29"	Nipple-3"	Dual-2 1/2"	1
4118133	4" Round	18"	31"	Nipple-2 1/2"	Dual-2 1/2"	1

- Aluminized Heavy Duty, 16 Gauge, 3", 3½" & 4" Diameter Shells
- Spiral Louvered Inner Core Produces a Deep, Mellow Tone, Decreases Backpressure and Increases Performance
- AKDDQ Necks Allow For Easy Expansion



PART NUMBER DEFINITION

Example: 351811

First two digits = Shell Diameter (35=3.5=3½")

Second two digits = Shell Length (18")

Third Two Digits = Configuration:

00 = Blank

11 = Center/Center

12 = Mild Offset/Mild Offset

22 = Full Offset/Full Offset

Seventh digit indicates neck size greater than 2 ¼" on both ends


3 = Two 2 ½" Necks

4 = Two 3" Necks

<u>P/N</u>	<u>DIAMETER</u>	<u>SHELL LENGTH</u>	<u>OVERALL LENGTH</u>	<u>INLET</u>	<u>OUTLET</u>
301200S	3" Rd.	12"	12"	Blank-1 3/4"	Blank-1 3/4"
301211S	3" Rd.	12"	18"	Nipple-1 3/4"	Nipple-1 3/4"
301800S	3" Rd.	18"	18"	Blank-1 3/4"	Blank-1 3/4"
351200S	3 1/2" Rd.	12"	12"	Blank-2"	Blank-2"
351211S	3 1/2" Rd.	12"	18"	Nipple-2"	Nipple-2"
3512112S	3 1/2" Rd.	12"	18"	Nipple-2 1/4"	Nipple-2 1/4"
351611S	3 1/2" Rd.	16"	22"	Nipple-2"	Nipple-2"
351800S	3 1/2" Rd.	18"	18"	Blank-2"	Blank-2"
351811S	3 1/2" Rd.	18"	24"	Nipple-2"	Nipple-2"
3518112S	3 1/2" Rd.	18"	24"	Nipple-2 1/4"	Nipple-2 1/4"
3518115S	3 1/2" Rd.	18"	24"	Nipple-2 1/2"	Nipple-2 1/2"
351812S	3 1/2" Rd.	18"	24"	Nipple-2**	Nipple-2**
3518122S	3 1/2" Rd.	18"	24"	Medium-2 1/4"	Medium-2 1/4"
351822S	3 1/2" Rd.	18"	24"	Nipple-2**	Nipple-2**
3524112S	3 1/2" Rd.	24"	30"	Nipple-2 1/4"	Nipple-2 1/4"
3530112S	3 1/2" Rd.	30"	36"	Nipple-2 1/4"	Nipple-2 1/4"
4012005S	4" Rd.	12"	12"	Blank-2 1/2"	Blank-2 1/2"
40121146S	4" Rd.	12"	18"	Nipple-3"	Nipple-3"
401800S	4" Rd.	18"	18"	Blank-2 1/4"	Blank-2 1/4"
4018005S	4" Rd.	18"	18"	Blank-2 1/2"	Blank-2 1/2"
401811S	4" Rd.	18"	24"	Nipple-2 1/4"	Nipple-2 1/4"
40181135S	4" Rd.	18"	24"	Nipple-2 1/2"	Nipple-2 1/2"
401812S	4" Rd.	18"	24"	Nipple-2 1/4**	Nipple-2 1/4**
401822S	4" Rd.	18"	24"	Nipple-2 1/4**	Nipple-2 1/4**
4018113S	4" Rd.	18"	24"	Nipple-2 1/2"	Nipple-2 1/2"
4024113S	4" Rd.	24"	30"	Nipple-2 1/2"	Nipple-2 1/2"
4024114S	4" Rd.	24"	30"	Nipple-3"	Nipple-3"

CATCO
CATALYTIC CONVERTERS

Legal for sale in the state of
California, comply with the
California Air Resource
Board (CARB) regulations.



Part# 312007
3" In/Out
Universal
409 Stainless



Part# 312009
Universal
409 Stainless



Part# 412086
2.5" In/Out
Universal
409 Stainless

Exhaust Manifolds, Exhaust Manifold Kits

674-156



1995-88 C,K,R,V Pickup, G Series Van, Blazer, Jimmy, Suburban, Tahoe, Yukon 5.0L, 5.7L; RH, w/Heat Shield

674-586



2002-99 F150, Expedition 4.6L and 1999 F250 4.6L RH

674-559



2007-00 E Series Vans, 2005-00 Excursion, 2004-00 F-150, 2002-00 E Series SD, 1999 F-250 SD, 2004-00 F-250/350 SD 5.4L, RH.

674-777



2005-04 Rainier, 2005-02 Trailblazer and Envoy, 2004-02 Bravada 4.2L

674-694



2010-05 F-150, Expedition, Navigator, 2007-05 F-250/350 Super Duty, 2008-06 Mark LT; RH (5.4L)

674-196



1999-91 Cherokee, Comanche, Grand Cherokee, Wagoneer 4.0L; Tubular Design

674-406



1998-97 Truck 4.6L, RH

674-460



2002-99 Expedition, 2001-99 F100/F150; 5.4L V8; LH

674-407



1998-97 Truck 4.6L, LH

674-522



2009-99 GM Trucks 5.3L w/o and w/AIR, 6.0L and H2 LH.

674-439



2000-96 Civic models, 1.6L (Not for Legal Sale in CA). Please note this manifold comes in 2 pieces

674-157



1995-88 C,K,R,V Pickup, G Series Van, Blazer, Jimmy, Suburban, Tahoe, Yukon 5.0L, 5.7L; LH, w/Heat Shield



MANY MORE EDGE PRODUCTS ARE
AVAILABLE!!!


Part# 30107

2007-2008 Dodge 6.7L
Juice With Attitude



HC1W

2 1/2" OD



3"


WITH 3/8" WELDED FLANGE



Kit Contains:
2 - 3" Collectors
2 - 3" Gaskets
2 - 3" Flanges

HC2W

2 1/2" OD



3 1/2"

WITH 5/16" WELDED FLANGE



Kit Contains:
2 - 3 1/2" Collectors
2 - 3 1/2" Gaskets
2 - 3 1/2" Flanges



SPRING BOLT KITS



Universal Spring
AP# F5309

<p>Chrysler AP# 4678</p>	<p>Various Imports AP# 4680</p>	<p>Honda AP# 4682</p>	<p>GM, Subaru AP# 4970</p>	<p>GM AP# 4972</p>
<p>Ford AP# 4973</p>	<p>Manifold Bolt-Chry AP# 4975</p>	<p>GM AP# 8037</p>	<p>GM Trk. AP# 8038</p>	<p>Subaru AP# 8039</p>
<p>ROL# ES491</p>	<p>ROL# ES498</p>	<p>ROL# ES504</p>	<p>ROL# ES506</p>	<p>ROL# ES524</p>

FLO~PRO

PERFORMANCE MUFFLERS



BOLT-ON DIESEL PERFORMANCE

FORD KITS

1999 - 03, F250/350 Powerstroke, EC-CC, SB-LB 7.3L Turbo Back System's, 2 & 4 WD, Pickup	409SS Kit #
4" Single System - 4" Turbo Down Pipe - Automatic/Manual	SS831
5" Single System - 4" Turbo Down Pipe - Automatic/Manual	SS631

2003-07, F250/350 Powerstroke 6.0L Turbo Back Systems, 2 & 4 WD, Pickup	409SS Kit#
4" Single System—4" Turbo Down Pipe—Automatic Only	SS824
5" Single System—4" Turbo Down Pipe—Automatic Only	SS614

1994-1997.5 Powerstroke



4" Turbo Back Single Systems	ALL	409SS Kit#
1994-1997.5, 7.3L, F250/350, Auto/Manual, Cat Delete, 3" 2pc Downpipe FC/SB-LB-Dually		SS821


2008-2010, 6.4L, F250/F350/F450/F550, Pickup & C&C	Aluminized	409SS Kit#
4" Cat & DPF Race Pipes	837	SS837
4" Downpipe Back Single	832	SS832

2011-2012, 6.7L, F250/F350, Auto Only, Race Exhaust	409SS Kit#
4" Downpipe Back Single	SS853NB
4" Cat & DPF Race Pipes	SS857NB
Ford Eco-Boost 4" Cat Back	SS865

CHEV/GMC KITS

2001-2007, 2500/3500 Duramax 6.6L Turbo Back System, 2 & 4 WD, Pickup	Aluminized	409SS Kit#
4" Single System	801	SS801
5" Single System—4" Turbo Down Pipe		SS601

2007.5-2010 Duramax

DOWNPIPE BACK SINGLE SYSTEM		
		
4" Downpipe Back Single Systems		409SS Kit#
2007.5-2010, 6.6L, 2500/3500, LMM, Cat & DPF Delete EC-CC/SB-LB-Dually.....		SS834

DODGE KITS

1994-02, RAM 2500/3500 5.9L Turbo Back Systems, 2 & 4 WD, Pickup	Aluminized	409SS Kit#
4" Single System—4" Turbo Down Pipe	802	SS802
5" Single System—4" Turbo Down Pipe		SS602

2003-04 1/2, RAM 2500/3500 5.9L Turbo Back Systems, 2 & 4 WD, Pickup	Aluminized	409SS Kit#
4" Single System—4" Turbo Down Pipe	805	SS805
5" Single System—4" Turbo Down Pipe		SS605

2004 1/2-07, RAM 2500/3500 5.9L 600 Turbo Back Systems, 2 & 4 WD, Pickup	409SS Kit#
5" Single System—5" Turbo Down Pipe	SS619

2007.5-2009 Cummins

4" Turbo Back Single System—With Bungs	SS836
5" Turbo Back Single System—With Bungs	SS636

2010-2012, 6.7L, 2500/3500, Pickup, Race Exhaust	409SS Kit#
4" Turbo Back Single	SS848
5" Turbo Back Single	SS648

HENSCHEL & SONS AUTOMOTIVE WAREHOUSE

1502 Memorial Blvd Connellsville, PA 15425

1-800-822-8724 Fax 724-628-6934

www.henschelandsons.com



FLO~PRO PERFORMANCE EXHAUST

EGR/EGR COOLER DELETE KIT

Part# 301001

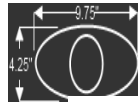
2007.5 - 2010 Dodge 6.7L Cummins 2500/3500




FLO~PRO ORIGINAL

100% Aluminized steel welded construction

9.75" x 4.25"



OFFSET/CENTER



BUICK GRAND NATIONAL


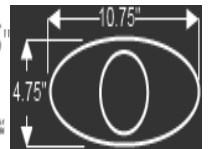
Inlet	Outlet	Part #
2 1/2"	2 1/2"	FP212

Inlet	Outlet	Part #
2 1/4"	2 1/4"	FP761

FLO~PRO ORIGINAL

10.75" x 4.75"

10.75" x 4.75" OVAL



FORD POWER STROKE

Inlet	Outlet	Part #
3 1/2"	3 1/2"	FP729

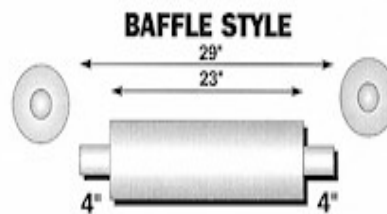
FLO~PRO

PERFORMANCE MUFFLERS



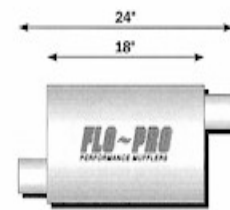
ALUMINIZED MUFFLERS

8" ROUND



Inlet	Outlet	Part #
4"	4"	6192
5"	5"	6196

4 3/4" X 10 3/4" OVAL



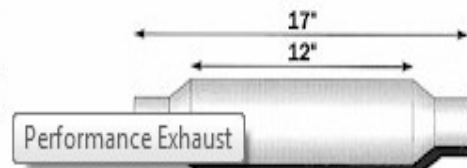

Reversible

Inlet	Outlet	Part #
3-1/2"	3-1/2"	FP729

PERFORMANCE REPLACEMENT MUFFLER
99-03 FORD 7.3L
01-04 GM DURAMAX

TWISTER
RACE MUFFLER

MUFFLER/RESONATOR



Inlet	Outlet	Part #
4"	4"	51299
5"	5"	51600

Cummins 6.7L 2007-09

Turbo Down Pipe

57112 - QC-MC/SB-LB-Dually - With O2 sensor bung



- * 4" Turbo Down Pipe with Flange
- * Eliminates Down Pipe Converter
- * For use on Pickup model only

DPF DELETE PIPES

57113 - RC-QC-MC/SB-LB-Dually-With O2 Sensor Bungs



Use with:
4" - Dual DPF Back System 729
5" - Single DPF Back System 629

- * 4" DPF Delete Pipes.
- * Eliminates Main Converter and DPF
- * Does not eliminate downpipe converter.

Powerstroke 6.4L 2008-10

DPF DELETE PIPES

SS837 - 4" Stainless Cat & DPF Delete

- * Eliminates Cat & DPF.
- * Pyrometer bung included.
- * Connects to Factory 3-1/2"



EXTENSION PIPES



Part#	Size
40048	48
40060	60
50012	5 X 12
50018	5 X 18
50022	5 X 22
50024	5 X 24
50040	5 X 40
50054	5 X 54

DOWN PIPES



Part#	Application
10811	07-10 GM LMM 4
40111	01-07 GM 6.6L SS
11211	11-12 GM 6.6 4
19410	94-99 GM 6.5
21151	04.5-11 DG 5 PU/C&C
39910	99-03 PS 7.3L SS

INTERMEDIATE PIPES

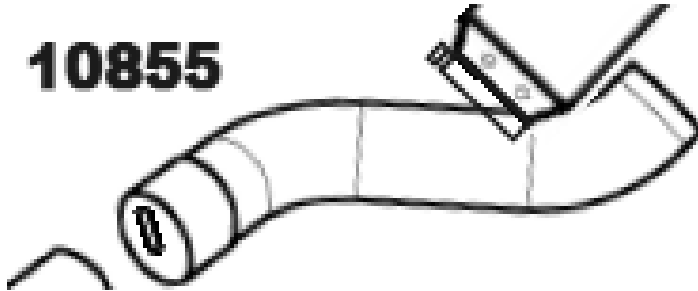


Part#	Application
10852	07-10 GM LMM 5
11154	2011 Duramax W/Flange
11252	11-12 GM 6.6 5
30812	08-10 PS 6.4 4 SS
30858	08-10 PS 6.4 4ID-5OD
39952	99-03 PS 7.3 5
58936	03-04 5.9L

PIPES


TAIL PIPES

10855



Part#	Application
10855, 10856	07-10 GM LMM 5
11156, 11157	2011 Duramax 5
12355	5 Universal
20856, 20857	07-09 DG 67 5
20858, 20859	07-10 DG C&C 67 5
29456, 29457	94-02 DG 5.9 5 SS
30856, 30857	08-10 PS 6.4 5
39407	3 1/2 Ford
39956, 39957	99-03 PS 7.3 5 SS

MUFFLER REPLACEMENT PIPES



Part#	Size
20515	4
48830	3 1/2
50217	Dodge CAB&CHAS
50220	
50230	

DPF DELETE PIPES

20852



Part#	Application
20852	07-09 DG 67 5
27113	07-11 DG 67
38113	08-10 PS 3-1/2
38123	08-10 PS 4
38133	08-10 PS 5

MANDREL BENDS

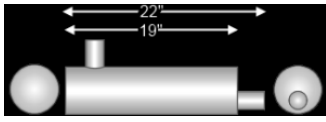


Part#	Size	Ends	Angle	A/B Length	Material
21345	1 3/4"	OD/OD	45°	6/8	Alum.
21390	1 3/4"	OD/OD	90°	6/8	Alum.
213180	1 3/4"	OD/OD	180°	8/8	Alum.
41345	2 1/4"	OD/OD	45°	8/16	Alum.
41390	2 1/4"	OD/OD	90°	8/16	Alum.
51445	2 1/2"	OD/OD	45°	8/16	Alum.
51490	2 1/2"	OD/OD	90°	8/16	Alum.
61445	3"	OD/OD	45°	8/16	Alum.
61490	3"	OD/OD	90°	8/16	Alum.
71545	3 1/2"	OD/OD	45°	8/16	Alum.
71590	3 1/2"	OD/OD	90°	8/16	Alum.

FLO~PRO HEAVY DUTY

100%
Aluminized
steel
construction

4" ROUND



Inlet	Outlet	Part #
1 1/2"	1 1/2"	1953*



Inlet	Outlet	Part #
2-1/2"	2-1/2"	1016

6" ROUND

Offset/Offset, 32" Overall, 26" Body

Inlet	Outlet	Part #
2"	2"	1011
2-1/4"	2-1/4"	1012
2-1/2"	2-1/2"	4010

7" ROUND



Inlet	Outlet	Part #
3"	3"	3020



Inlet	Outlet	Part #
2-3/4"	2-3/4"	3019

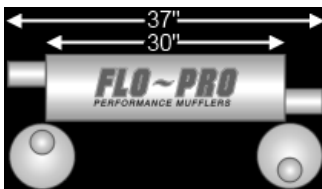


Inlet	Outlet	Part #
3"	3"	4126



Inlet	Outlet	Part #
3"	3"	4025

Offset/Offset, 32" Overall, 26" Body



Inlet	Outlet	Part #
2-1/4"	2-1/4"	4014
2-1/2"	2-1/2"	4013
3"	3"	4115

Inlet	Outlet	Part #
3"	3"	4114


FLO~PRO HEAVY DUTY



Inlet	Outlet	Part #
2-1/2"	2-1/2"	4122

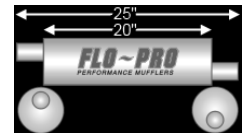


Inlet	Outlet	Part #
2-1/2"	2-1/2"	4017



Inlet	Outlet	Part #
2-1/2"	3"	4027

8" ROUND



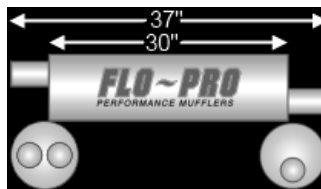
Inlet	Outlet	Part #
3"	3"	1976

Offset/Offset, 32" Overall, 26" Body

Inlet	Outlet	Part #
2-1/2"	2-1/2"	1978
4"	4"	8992



Inlet	Outlet	Part #
3"	3"	1972

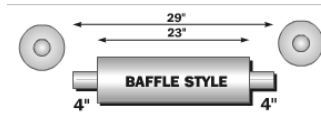


Inlet	Outlet	Part #
2-1/2"	3"	1975

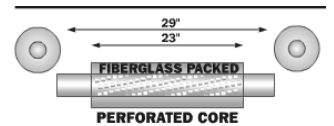


Inlet	Outlet	Part #
3"	3"	1974
3-1/2"	3-1/2"	8880

Aluminized 8" Round

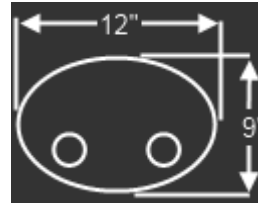


Inlet	Outlet	Part #
4"	4"	6192



Inlet	Outlet	Part #
4"	4"	6195
5"	5"	6196

FLO~PRO HD BIG BIG OVAL OVAL



100% Aluminized steel welded construction

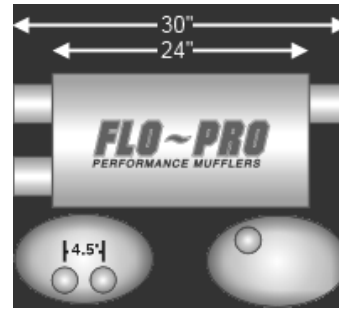
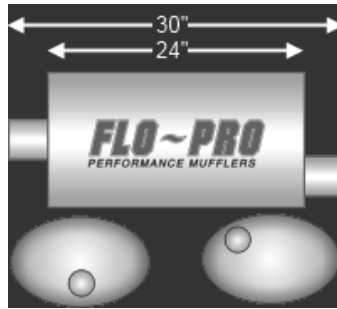
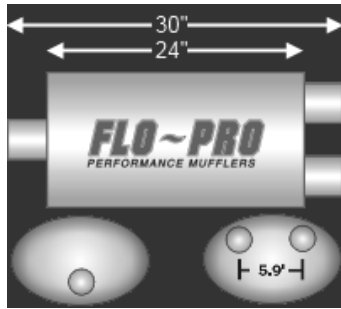
**1500 GMC Pickup 4.8L & 5.3L
(00-07)**

**1500 HD & 2500 GMC/Chev
Pickup 6.0L & 8.1L (00-07)**

***CENTER/
DUAL***

***CENTER/
OFFSET***

***DUAL/
OFFSET***



Inlet	Outlet	Part #
3"	2 1/2"	2502

Inlet	Outlet	Part #
3"	3"	2501

Inlet	Outlet	Part #
3"	3"	2503

Outlets will not fit OEM, aftermarket 2 1/2" dual tail pipes required.

Use with universal 3" tailpipe.
~STOCK SOUND~

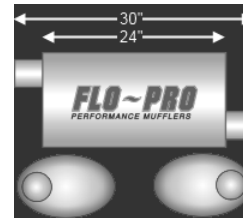
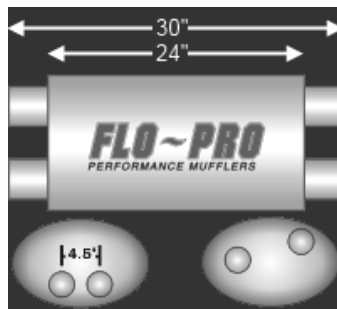
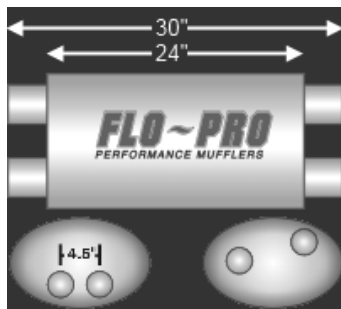
Direct fit GM (00-07) 6.0L.
~STOCK SOUND~

**2500 HD GMC Pickup
6.0L & 8.1L (00-07)**

**2500 HD GMC/Chev Pickup
6.0L & 6.2L (2007-)**

DUAL/DUAL

***OFFSET/
OFFSET***



Inlet	Outlet	Part #
3"	3"	2500

Inlet	Outlet	Part #
3"	3"	2506

Inlet	Outlet	Part #
3 1/2"	3 1/2"	2510
4"	4"	2507

Direct fit GM 2500 HD 6.0L(00-07) Use Only With Factory Tailpipe
~STOCK SOUND~

Direct fit GMC HD (00-07) 6.0L & 8.1L Use only with OEM tailpipe.

Direct fit 2500 HD (2007-) 6.0L & 6.2L Moderate sound increase from stock.

FLO-PRO


MAXIMUM FLOW
PERFORMANCE MUFFLERS

REVERSIBLE

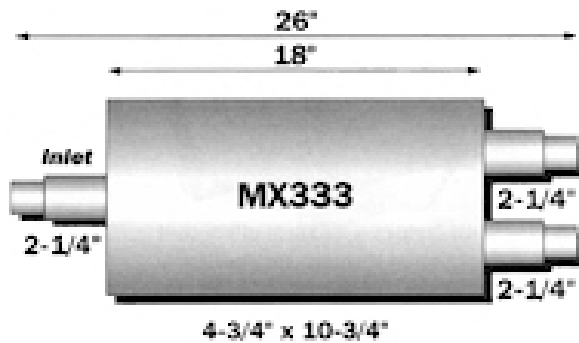
MX SERIES

100% Aluminized steel
welded construction

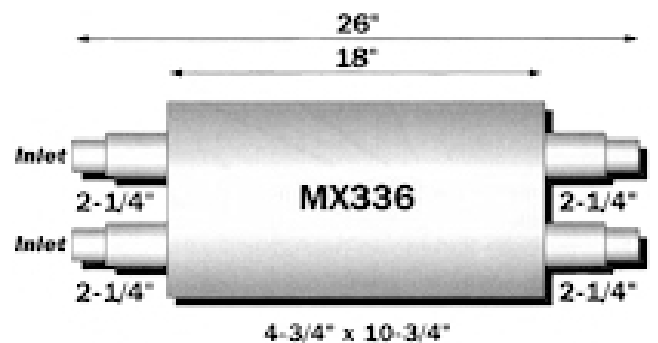
- 3" Flow Tubes Give Lots Of Sound
- 3" Flow Tubes Give Tremendous Flow
- Ends Can Be Cut Off For 3" Applications
- Just A Few Part Numbers For Multiple Applications



CHEV/GM PICKUP




CHEV/GM PICKUP



TWISTER
RACE MUFFLER
by
FLO-PRO
PERFORMANCE MUFFLERS

REVERSIBLE

F4 SERIES - 4" ROUND



Inlet	Outlet	Part #
2 1/4"	2 1/4"	41244
2 1/2"	2 1/2"	41255
3"	3"	41277

F5 SERIES - 5" ROUND




Inlet	Outlet	Part #
4"	4"	51299
5"	5"	51600

FLO~PRO



PERFORMANCE MUFFLERS

- 100% Aluminized, 16 Gauge Steel
- Welded Construction
- 2 Tube, 2 Baffle Design



CASE DIAMETER	CASE LENGTH	OVER-ALL LENGTH	INLET SIZE	OUT-LET SIZE	OFFSET	PART NUMBER
4"	12"	20"	2"	2"	STRAIGHT	4406
4"	17"	25"	2"	2"	STRAIGHT	4415
4"	17"	25"	2 1/4"	2 1/4"	STRAIGHT	4415X
4"	17"	25"	2 1/2"	2 1/2"	STRAIGHT	4415XX

Polished 304 Stainless Glasspacks



Case Diameter	Case Length	Core Diameter	Overall Length	End Sizes	End Position	Part #
3 1/2"	12"	2 1/4"	16"	2 1/4"	Straight	3512RS
3 1/2"	15"	2 1/4"	19"	2 1/4"	Straight	3515RS
4"	12"	2 1/2"	16"	2 1/2"	Straight	4512RS
4"	15"	2 1/2"	19"	2 1/2"	Straight	4515RS
4"	12"	3"	16"	3"	Straight	4312RS
4"	15"	3"	19"	3"	Straight	4315RS

Power Packs




CASE DIAMETER	CASE LENGTH	CORE DIAMETER	OVERALL LENGTH	INLET SIZE	OUTLET SIZE	PART NUMBER
4"	15"	3"	29"	2 1/2"	2 1/4" DUAL	PP2514
4"	15"	3"	29"	3"	2 1/2" DUAL	PP3012

Performance Products

GLASS PACKS

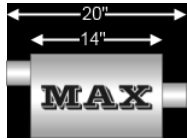


PART #	CASE	LENGTH	INLET	OUTLET	NECK
A3512B	3 1/2"	12"	2"	2"	B
A3512S	3 1/2"	12"	2"	2"	S
A3518B	3 1/2"	18"	2"	2"	B
A3518S	3 1/2"	18"	2"	2"	S
A3518S-5	3 1/2"	18"	2 1/4"	2 1/4"	S
A3518M-5	3 1/2"	18"	2 1/4"	2 1/4"	M
A4018S	4"	18"	2 1/4"	2 1/4"	S
A4518S	4"	18"	2 1/2"	2 1/2"	S
A4318S	4"	18"	3"	3"	S

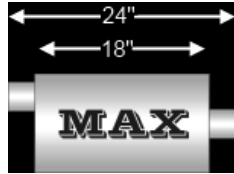


4" X 9" Oval

OFFSET/CENTER

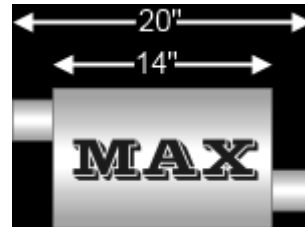


Inlet	Outlet	Part #
2"	2"	M11224
2 ¼"	2¼"	M11225
2 ½"	2 ½"	M11226
3"	3"	M11229



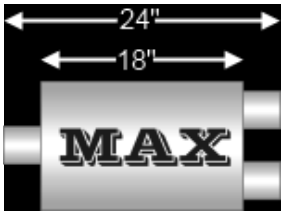
Inlet	Outlet	Part #
2 ¼"	2¼"	M11255
2 ½"	2 ½"	M11256
3"	3"	M11259

OFFSET/OFFSET



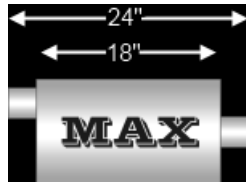
Inlet	Outlet	Part #
3"	3"	M11239

CENTER/DUAL



Inlet	Outlet	Part #
2 ½"	2 ¼"	M11258
2 ½"	2½"	M11268

5" X 8" Oval OFFSET/CENTER

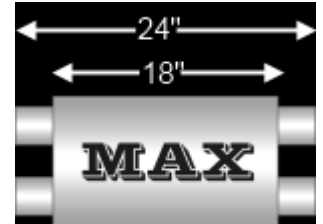


Inlet	Outlet	Part #
2 ½"	2 ½"	M12256
3"	3"	M12259



Inlet	Outlet	Part #
3"	3"	M12289

DUAL/DUAL



Inlet	Outlet	Part #
2½"	2½"	M12468
3"	3"	M12469

CENTER/DUAL

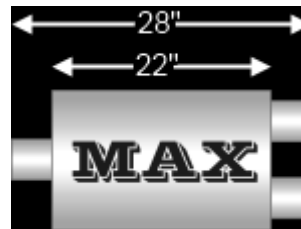


Inlet	Outlet	Part #
2 ¼"	2¼"	M12149
2 ½"	2 ½"	M12158
3"	2 ½"	M12198



Inlet	Outlet	Part #
2½"	2¼"	M12258
2½"	2 ½"	M12268
3"	2¼"	M12278
3"	2½"	M12288
3"	3"	M12298

5" X 11" Oval



Inlet	Outlet	Part #
3"C	3"D	M12590
2 1/2"D	2 1/2"D	M12568


8" ROUND CENTER/CENTER



Inlet	Outlet	Part #
5"	5"	M12774

Now Available! FLO~PRO

Stainless & Aluminized



Single ID	Dual ID	Overall Length	Aluminized Part #	Stainless Part #
2"	2"	10"	Y2001	SY200
2 ¼"	2 ¼"	10"	Y2141	SY214
2 ½"	2 ½"	10"	Y2121	SY212
2 ½"	2 ¼"	10"	Y252141	
3"	2 ¼"	10"		SY3214
3"	2 ½"	10"	Y32121	SY3212
3"	3"	10"		SY300
4"	4"	14"	Y4001	

End ID	Overall Length	Aluminized Part #	Stainless Part #
2 ¼"	12"	X2141	SX214
2 ½"	12"	X2121	SX212
3"	12"		SX300

Stainless Mufflers



Part#	Inlet	Outlet	Body
SM106S	2-1/4"	4"	14"



Part#	Inlet	Outlet	Body
SM111	2-1/4"	4-1/2"	14"

**SS5
SS6**

**5" Round
6" Round**



SS58
5"x8" Oval
Stainless
Steel Muffler
Strap



FLO~PRO PERFORMANCE EXHAUST

Stainless 304 Tips



DW Oval Slant

Part#	Inlet	Outlet	Length
ST251612	2-1/2"	4-1/2"X3"	12"
ST251615	2-1/2"	4-1/2"X3"	15"
ST301612	3"	4-1/2"X3"	12"



DW Oval Slant Bolt On

Part#	Inlet	Outlet	Length
ST251709	2-1/2"	4-1/2"X3"	9"
ST251712	2-1/2"	4-1/2"X3"	12"



DW Oval Slant

Part#	Inlet	Outlet	Length
ST013A	2-1/4"	3"	8"
ST013B	2-1/4"	3-1/2"	8"
ST013B12	2-1/4"	3-1/2"	12"
ST013B16	2-1/4"	3-1/2"	16"
ST013C	2-1/4"	4"	8"
ST013C12	2-1/4"	4"	12"
ST30013C12	3"	4"	12"



DW Round Slant

Part#	Inlet	Outlet	Length
ST024	2-1/4"	4"	8"



Round Slant Turn Up

Part#	Inlet	Outlet	Length
ST025A	2-1/4"	3"	6"



DW Round Slant Resonated

Part#	Inlet	Outlet	Length
ST006	2-1/4"	43-1/2"	8"



DW Rolled Round

Part#	Inlet	Outlet	Length
ST075	2-1/4"	4"	9"




DW Rolled Slant

Part#	Inlet	Outlet	Length
ST076	2-1/4"	4"	7"



DW Resonated Round Slant

Part#	Inlet	Outlet	Length
ST038S	3"	4"	12"



DW Oval

Part#	Inlet	Outlet	Length
ST116	2-1/4"	4-1/2"X3-1/2"	6"



DW Rolled Oval

Part#	Inlet	Outlet	Length
ST039A	2-1/4"	5-1/2"X3-1/2"	7"
ST039B	2-1/4"	5-1/2"X3-1/2"	12"



DW Oval

Part#	Inlet	Outlet	Length
ST040	2-1/4"	3-3/4"X3-1/4"	7"



DW Soft Square

Part#	Inlet	Outlet	Length
ST041	2-1/4"	3-3/4"X3"	7"




DW Square

Part#	Inlet	Outlet	Length
ST070	2-1/4"	4"X3-1/2"	7"

POLISHING KIT

PART #: PK212



FLO~PRO PERFORMANCE EXHAUST

Stainless 304 Tips



Rolled Oval Slant

Part#	Inlet	Outlet	Length
ST081	2-1/4"	6"X2-1/2"	9"



Rolled Oval Slant

Part#	Inlet	Outlet	Length
ST043S	2-1/4"	5-1/2"X3"	9"



Offset Inlet, Oval Slant

Part#	Inlet	Outlet	Length
ST101	2-1/4"	6"X2-3/4"	9"



Rolled Oval Non-Resonated Slant

Part#	Inlet	Outlet	Length
ST062N	2-1/4"	4-1/2"X3-3/4"	7"



Oval Slant

Part#	Inlet	Outlet	Length
ST114	2-1/4"	4"X1-3/4"	8"



Mopar Rectangle

Part#	Inlet	Outlet	Length
ST091	2-1/4"	3-3/4"X1-3/4"	17"



Mopar Oval Slant

Part#	Inlet	Outlet	Length
ST090	3"	4-1/4"X1-3/4"	14"



DW Resonated Rolled Oval

Part#	Inlet	Outlet	Length
ST118	2-1/4"	5-1/2"X2-3/4"	7"



DW Resonated Rolled Oval

Part#	Inlet	Outlet	Length
ST119	2-1/4"	5-1/2"X2-3/4"	7"



Double Layer Rolled Slant

Part#	Inlet	Outlet	Length
ST052	2-1/4"	4"	8"



DW Round Slant

Part#	Inlet	Outlet	Length
ST092	1-1/2"	2-1/2"	5"




DW Rolled Oval Slant

Part#	Inlet	Outlet	Length
ST053	2-1/4"	3-3/4"X3-1/4"	7"



DW Rolled Oval Straight

Part#	Inlet	Outlet	Length
ST054	2-1/4"	3-3/4"X3-1/4"	7"



45 Deg Angle Cut Clamp or Weld On

Part#	Inlet	Outlet	Length
4616AC	2-1/4"	3"	16"
4718AC	2-1/4"	3-1/2"	18"
5818AC	2-1/2"	4"	18"
5822AC	2-1/2"	4"	22"



Pencil Tips


Part#	Inlet	Outlet	Length
ST007A	1-3/4"	2"	10"
ST007B	2"	2-1/4"	10"
ST007	2-1/4"	2-1/2"	10"

FLO~PRO PERFORMANCE EXHAUST

Stainless 304 Tips



45 Deg Angle Cut



15 Deg Angle Cut



Rolled Angle Cut

Part#	Inlet	Outlet	Length
202409AC	2-1/4"	2-1/4"	9"
242509AC	2-1/4"	2-1/2"	9"
243012AC	2-1/4"	3"	12"
243016AC	2-1/4"	3"	16"
243018AC	2-1/4"	3"	18"
243024AC	2-1/4"	3"	24"
243512AC	2-1/4"	3-1/2"	12"
243518AC	2-1/4"	3-1/2"	18"
243522AC	2-1/4"	3-1/2"	22"
244018AC	2-1/4"	4"	18"
253518AC	2-1/2"	3-1/2"	18"
253522AC	2-1/2"	3-1/2"	22"
254012AC	2-1/2"	4"	12"
254018AC	2-1/2"	4"	18"
254022AC	2-1/2"	4"	22"
304012AC	3"	4"	12"
304018AC	3"	4"	18"
304022AC	3"	4"	22"

Part#	Inlet	Outlet	Length
243518AC15	2-1/4"	3-1/2"	18"
254018AC15	2-1/2"	4"	18"
303512AC15	3"	3-1/2"	12"
304012AC15	3"	4"	12"

Part#	Inlet	Outlet	Length
243012RAC	2-1/4"	3"	12"
243016RAC	2-1/4"	3"	16"
243512RAC	2-1/4"	3-1/2"	12"
243518RAC	2-1/4"	3-1/2"	18"
243522RAC	2-1/4"	3-1/2"	22"
244012RAC	2-1/4"	4"	12"
254009RAC	2-1/2"	4"	9"
254012RAC	2-1/2"	4"	12"
254018RAC	2-1/2"	4"	18"
254022RAC	2-1/2"	4"	22"
303512RAC	3"	3-1/2"	12"
304012RAC	3"	4"	12"
304015RAC	3"	4"	15"



Rolled Angle Cut Clamp or Weld On

Part#	Inlet	Outlet	Length
4612RAC	2-1/4"	3"	12"
4616RAC	2-1/4"	3"	16"
4712RAC	2-1/4"	3-1/2"	12"
4718RAC	2-1/4"	3-1/2"	18"
5812RAC	2-1/2"	4"	12"
5818RAC	2-1/2"	4"	18"



Oval Rolled Angle Cut Clamp or Weld On

Part#	Inlet	Outlet	Length
ST083	2-1/4"	3"X4"	18"
ST082	2-1/4"	4"X5"	18"



Rolled Angle Cut Bolt On

Part#	Inlet	Outlet	Length
6815RAB	3"	4"	15"



Turn Down

Part#	Inlet	Outlet	Length
3409TD	2"	2-1/4"	9"
4509TD	2-1/4"	2-1/2"	9"
5612TD	2-1/2"	2-3/4"	12"
6615TD	3"	3"	15"
7715TD	3-1/2"	3-1/2"	15"

Diesel Tips, Polished 304 Stainless



FLO~PRO Rolled Angle

Part#	Inlet	Outlet	Length
5615RA	5"	6"	15"



Turn Out Tip

Part#	Inlet	Outlet	Length
ST110	4"	5"	22"


POLISHING KIT

PART #: PK212




FLO~PRO PERFORMANCE EXHAUST

Diesel Tips, Polished 304 Stainless



Turn Down

Part#	Inlet	Outlet	Length
7715TD	3-1/2"	3-1/2"	15"
405015TD	4"	5"	15"
505015TD	5"	5"	15"



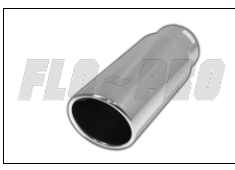
Pencil Tips

Part#	Inlet	Outlet	Length
405012PT	4"	5"	12"




Pencil Tip Bolt On

Part#	Inlet	Outlet	Length
8912PT	4"	5"	12"



Rolled Angle Cut Clamp or Weld On

Part#	Inlet	Outlet	Length
354012RAC	3-1/2"	4"	12"
354015RAC	3-1/2"	4"	15"
355012RAC	3-1/2"	5"	12"
355015RAC	3-1/2"	4"	15"
405012RAC	4"	5"	12"
405015RAC	4"	5"	15"
405018RAC	4"	5"	18"
406015RAC	4"	6"	15"
407015RAC	4"	7"	15"
506012RAC	5"	6"	12"
507015RAC	5"	7"	15"



15 Deg Angle Cut Clamp or Weld On

Part#	Inlet	Outlet	Length
8912AC	4"	5"	12"
8915AC	4"	5"	15"
8012AC	4"	6"	12"
8015AC	4"	6"	15"
9015AC	5"	6"	15"



45 Deg Angle Cut Clamp or Weld On

Part#	Inlet	Outlet	Length
407015AC	4"	7"	15"



DW Non-Resonated Straight Bolt On

Part#	Inlet	Outlet	Length
ST538N	4"	5"	13"



Rolled Angle Cut Clamp or Weld On

Part#	Inlet	Outlet	Length
6815RAB	3"	4"	15"
7815RAB	3-1/2"	4"	15"
8912RAB	4"	5"	12"
8915RAB	4"	5"	15"
8015RAB	4"	6"	15"
9015RAB	5"	6"	15"

Diesel Tips, Black Chrome



15 Deg Rolled Angle Cut

Part#	Inlet	Outlet	Length
405015RAC2	4"	5"	15"



15 Deg Rolled Angle Cut


Part#	Inlet	Outlet	Length
8915RAB2	4"	5"	15"

POLISHING KIT PART #: PK212




FLO~PRO PERFORMANCE EXHAUST

Camaro Style Tips



Slant



Straight

Part#	Inlet	Outlet
ST027E	2-1/2"	8"X2-1/4"

Part#	Inlet	Outlet
ST027H	2-1/2"	8"X2-1/4"

Dual Tips



Dual DW Round Turn Up Length 10"

Part#	Inlet	Outlet
ST048	2-1/4"	3"



Dual Oval Slant Length 9"

Part#	Inlet	Outlet
ST079	2-1/4"	3-1/2"X3"



DW Dual Slant Length 13"

Part#	Inlet	Outlet
ST080	3"	3"



Dual Oval Slant Length 9"

Part#	Inlet	Outlet
ST084	2-1/4"	3"X2-1/4"



Dual Round Turn Up Slant Length 12"

Part#	Inlet	Outlet
ST025S	2-1/4"	3"



Dual Rolled Round Slant Length 12"

Part#	Inlet	Outlet
ST026S	2-1/4"	3-1/2"



DW Dual Oval Length 14"

Part#	Inlet	Outlet
ST121	2-1/4"	5-1/2"X3-1/2"



DW Dual Round Slant Length 13"

Part#	Inlet	Outlet
ST123	2-1/2"	3-1/2"



Dual DW Slant Offset Length 16"

Part#	Inlet	Outlet
ST130	3"	4"



DW Dual Round Slant Length 13" Chrome over Stainless

Part#	Inlet	Outlet
ST123C	2-1/2"	3-1/2"

POLISHING KIT PART #: PK212




FLO~PRO PERFORMANCE EXHAUST

Right & Left Tips




Moon Shaped Slant Driver Side Length 12"

With Internal Tube



Moon Shaped Slant Passenger Side Length 12"



Dual Rolled Slant Length 12"

Part#	Inlet	Outlet
ST045L	2-1/4"	6"X3-3/4"

Part#	Inlet	Outlet
ST045R	2-1/4"	6"X3-3/4"

Part#	Inlet	Outlet
ST124L	2-1/4"	6"X4"
ST124R	2-1/4"	6"X4"



Dual "D" Shaped Slant Length 12"

Black Chrome



Oval Rolled Slant Length 9"



45 Deg Angle Cut

Part#	Inlet	Outlet
ST120L	2-1/4"	3-3/4"X3-1/4"
ST120R	2-1/4"	3-3/4"X3-1/4"

Part#	Inlet	Outlet
ST0812	2-1/4"	6"X2-1/2"

Part#	Inlet	Outlet	Length
243016AC2	2-1/4"	3"	16"
243518AC2	2-1/4"	3-1/2"	18"

Black Powder Coated



15 Deg Rolled Angle Cut



45 Degree Angle Cut

Part#	Inlet	Outlet	Length
254009RAC2	2-1/4"	4"	9"

Part#	Inlet	Outlet	Length
4612ACK	2-1/4"	3"	12"
5818ACK	2-1/2"	4"	18"

POLISHING KIT PART #: PK212



Rolled Angle Cut

Part#	Inlet	Outlet	Length
5718RACK	2 1/2"	3 1/2"	18"
5818RACK	2 1/2"	4"	18"

10 SERIES

16-gauge aluminized steel & Stainless Steel

10 Series Delta Force 4" Case - Single Out



IN/OUT	PRODUCT #
2.50"	325108
Special 3" Case	



Super 10 Series Stainless Steel

IN/OUT	PRODUCT#
2.5" C/C	842515
3" C/C	843015

IN/OUT	PRODUCT#
2.5" O/O	842518

IN/OUT	PRODUCT#
2.5"/2.25" C/D	8425152
3"/2.5" C/D	8430152

40 SERIES

40 Series Standard 4" Case

4" X 9.75" X 13" - 19" Overall Length



Economy #	IN/OUT	PRODUCT #	Stainless Steel #	Economy #	IN/OUT	PRODUCT #	Stainless Steel #	Economy #	IN/OUT	PRODUCT #	Stainless Steel #
KO42441	2.25"	42441	8042441	KO42443	2.25"	42443	8042443	KO430402	3.00"/2.50"X2	430402	80430402
KO42541	2.50"	42541	8042541	KO42543	2.50"	42543	8042543				
KO43041	3.00"	43041	8043041	KO43043	3.00"	43043	8043043				

Super 40 Series

5"X10" X 13" - 19" Overall Length



IN/OUT	PRODUCT #
2.50"	952546
3.00"	953046

IN/OUT	PRODUCT #
2.50"	952547
3.00"	953047

IN/OUT	PRODUCT #
2.25"	952448
2.50"	952548

Super 40 Series

5"X10" X 13" - 19" Overall Length



IN/OUT	PRODUCT #
3.00"/2.50"X2	9530452

IN/OUT	PRODUCT #
2.50"X2/2.50"X2	9525454

IN/OUT	PRODUCT #
3.00"/2.50"X2	9530462

40 Series Delta Flow - Single Out

4" X 9.75" X 13" - 19" Overall Length



IN/OUT	PRODUCT #	Stainless Steel #
2.25"	942440	842440
2.50"	942540	
3.00"	943040	



IN/OUT	PRODUCT #	Stainless Steel #
2.00"	942041	
2.25"	942441	842441
2.50"	942541	842541
3.00"	943041	843041



IN/OUT	PRODUCT #	Stainless Steel #
2.25"	942442	842442
2.50"	942542	



IN/OUT	PRODUCT #	Stainless Steel #
2.00"	942043	
2.25"	942443	842443
2.50"	942543	842543
3.00"	943043	843043

40 Series Delta Flow - Single / Dual Out

4" X 9.75" X 13" - 19" Overall Length



IN/OUT	PRODUCT #	Stainless Steel #
2.25"/2.25"X2	9424422	
2.5"/2"X2		8425402
2.50"/2.25"X2	9425422	
2.50"/2.50"X2	9425400	
3.00"/2.25"X2	9430422	8430422
3.00"/2.50"X2	9430402	8430402



IN/OUT	PRODUCT #
2.50"/2.25"X2	9425432
3.00"/2.50"X2	9430412



Super 44™ Standard 4" Case

4" X 9.75" X 13" - 19" Overall Length



IN/OUT	PRODUCT #
2.25"	942445
2.50"	942545
3.00"	943045



IN/OUT	PRODUCT #	Stainless Steel #
2.25"	942446	842446
2.50"	942546	842546
3.00"	943046	843046



IN/OUT	PRODUCT #
2.25"	942447
2.50"	942547
3.00"	943047

Super 44™ Standard 4" Case

4" X 9.75" X 13" - 19" Overall Length



IN/OUT	PRODUCT #	Stainless Steel #
2.25"	942448	842448
2.50"	942548	842548
3.00"	943048	843048



IN/OUT	PRODUCT #
2.25"	942449
2.50"	942549



IN/OUT	PRODUCT #	Stainless Steel #
3.00"/2.50"X2	9430452	8430452

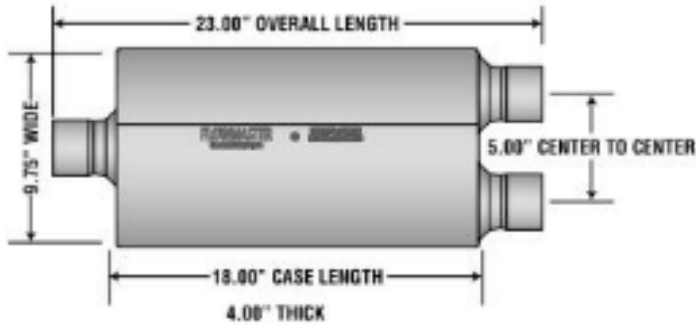


IN/OUT	PRODUCT #
3.00"/2.50"X2	9430462


16-gauge aluminized steel & Stainless Steel

50 SERIES HD

16-gauge aluminized steel



C/D
9530572



O/D
9530582

IN / OUT
3.00" / 2.50"

50 Series Standard 4" Case - Single Out

4" X 9.75" X 17" - 23" Overall Length



IN/OUT PRODUCT #

2.50" 942550
3.00" 943050



IN/OUT PRODUCT #

2.25" 942451
2.50" 942551
3.00" 943051

Stainless Steel #

842551



IN/OUT PRODUCT #

2.50" 942552
3.00" 943052



IN/OUT PRODUCT #

2.25" 942453
2.50" 942553
3.00" 943053

50 Series Standard 4" Case - Dual Out

4" X 9.75" X 17" - 23" Overall Length



IN/OUT PRODUCT #

3.00"/2.25"X2 9430522
3.00"/2.50"X2 9430502

50 Series SUV Performance 5" Case - Dual Out

5" X 10" X 17" - 23" Overall Length



IN/OUT PRODUCT #

2.25"X2/3.00" 524553



IN/OUT PRODUCT #

2.25"X2/2.25"X2 524554



IN/OUT PRODUCT #

2.50"/2.25"X2 525552
3.00"/2.50"X2 530552

50 Series Big Block 5" Case - Dual Out

5" X 12" X 22" - 28" Overall Length



IN/OUT	PRODUCT #
3.00\"/>	



IN/OUT	PRODUCT #
3.00\"/>	

70 Series Big Block II

5" X 10" X 22" - 28" Overall Length



IN/OUT	PRODUCT #
2.50\"/>	
3.00\"/>	



IN/OUT	PRODUCT #
3.00\"/>	



IN/OUT	PRODUCT #
2.50\"/>	
3.00\"/>	

70 Series Big Block II

5" X 10" X 22" - 28" Overall Length



IN/OUT	PRODUCT #
2.25\"/>	



IN/OUT	PRODUCT #
3.00\"/>	



IN/OUT	PRODUCT #
2.25\"/>	

80 Series Cross Flow

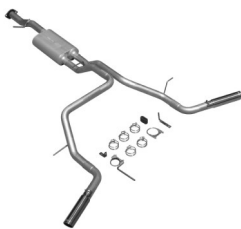


IN/OUT	PRODUCT #
4\"/>	
2.50\"/>	



IN/OUT	PRODUCT #
4\"/>	
3.00\"/>	

Cat back system, Dual side exit, American thunder, Moderate sound



FITS	PRODUCT#
2007 to 2008 Chevrolet Tahoe and GMC Yukon with a 4.8L or 5.3L engine, fits 2 and 4 wheel drive.	17430

Cat back system 409S, Dual side exit, American thunder, Moderate sound



FITS	PRODUCT#
2005 to 2012 Toyota Tacoma, except Standard Cab and X-Runner, with 4.0L V6 engine, fits 2 and 4 wheel drive models.	817432

16-gauge aluminized steel

FX EXHAUST

FRONT REPAIR PIPES

 <p>Part Number# FX Aerostar 1990-97 Ford Aerostar 3.0L & 4.0L Gasket# FX351</p>	<p>Gasket</p>  <p>Part Number# FX2028 1999-2004 Volkswagen Jetta 2.8L 1999-2004 Golf & GTI 2.8L V6 Gasket# FX754</p>	<p>Walker: 65049 AP: 123530</p>  <p>Gasket: FX77</p> <p>Part Number# FX2043 1997-2000 Chevrolet Lumina, Pontiac Trans Sport, Chevrolet Ven- ture, Oldsmobile Sil- houette, Pontiac Mon- tana, 3.4L Gasket# FX779</p>
 <p>Part Number# FX2016 1987-99 Ford E Series Van & F Series Truck 5.8L & 7.5L Gasket# FX653</p>	 <p>Part Number# FX2030 1995-2000 Ford Windstar Gasket# FX351</p>	 <p>Part Number# FX2044 1996-1998 Buick Sky- lark, Oldsmobile Achieva, Pontiac Grand Am 2.4L Gasket# FX382</p>
<p>INSU Ma We AP Ga</p>  <p>Part Number# FX2021 1995-02 Ford Contour & Mercury Mystique 2.5L V6 w/ A.T. Gasket# FX787</p>	 <p>Part Number# FX2039 1997-98 Buick Skylark, Chevrolet Cavalier, Malibu, Oldsmobile Achieva, Pontiac Grand Am, Sunfire 2.4L Gasket# FX382</p>	<p>Roll: N/A Maremont: 3291 Walker: 65048 AP: 122618</p>  <p>Gasket: FX77</p> <p>Part Number# FX2045 1999-2002 Chevrolet Cavalier, Malibu, Oldsmobile Alero, Pontiac Grand Am, Sunfire 2.4L Gasket# FX783</p>
 <p>Part Number# FX8028 90-01 Buick Regal, Pontiac Grand Prix, Oldsmobile Cutlass Supreme, Chevrolet Lumina, Monte Carlo 3.1L, 3.4L</p>	<p>Gasket: FX382</p>  <p>Part Number# FX2040 1997-98 Chevrolet Cavalier, Pontiac Sun- fire 2.4L Gasket# FX382</p>	<p>Gasket: FX77</p>  <p>Part Number# FX2046 1997-2004 Buick Cen- tury, Chevrolet Impala, Monte Carlo, Pontiac Grand Prix 3.1L, 3.4L Gasket# FX779</p>
 <p>Part Number# FX2023 1995-01 Chrysler Cir- rus & Sebring, Dodge Stratus, Plymouth Breeze, Dodge Car- van/Voyager, PT Cruiser, Plymouth Neon 2.0L, 2.4L, 2.5L, 3.3L, 3.6L 4 cyl, 6 cyl</p>	<p>Walker: 65047 AP: 122621</p>  <p>Gasket: FX783</p> <p>Part Number# FX2041 1997-2003 Buick Reg- al, Chevrolet Impala, Oldsmobile Intrigue, Pontiac Grand Prix 3.8L Gasket# FX783</p>	<p>Gasket: FX779</p>  <p>Part Number# FX2047 1998-2004 Chevrolet Malibu, Oldsmobile Alero, Cutlass, Pontiac Grand Am 3.1L, 3.4L Gasket# FX779</p>
<p>INSU Ma We AP Ga</p>  <p>Part Number# FX2026 2000-07 Ford Taurus, Mercury Sable 3.0L Eng. Code S, 2, U Gasket# FX5076</p>	 <p>1-13/16" ID 2-1/4" OD 3/16" thick 2-3/16" ID 2-23/32" OD 1/8" thick 2-1/2" center 3-9/32" & 5" C/L</p> <p>Gasket# FX321 FX326 FX782</p>	<p>Gasket</p>  <p>Part Number# FX2050 1998-00 Chevrolet Truck S10 Pickup, GMC S15 Sonoma 2.2L VIN# 4 Gasket# FX789</p>

FX EXHAUST

FRONT REPAIR PIPES



Part Number#
FX2051
1996-97 Chevrolet
Truck S10 Pickup,
GMC S15 Sonoma,
Isuzu Hombre 2.2L
Gasket# FX788



Part Number# FX2062
2000-2003 Saturn LS,
LS1, LW1, L100, L200,
LW200 2.2L
Gasket# FX808



Part Number# FX8001
1996-98 Chevrolet
Cavalier, Pontiac Sun-
fire 2.4L
GM-Repair Kit
Incl. support bracket,
clamp, & gasket



Part Number#
FX2052
1997-99 Chevrolet
Monte Carlo, Pontiac
Grand Prix 3.1L
Gasket# FX755



Part Number# FX2070
1987-2000 Volkswagen
Golf, Jetta, Beetle 1.8L,
2.0L L4
Gasket# FX797



Part Number# FX8002
1996-98 Chevrolet
Cavalier 2.4L
GM-Repair Kit
Incl. support bracket
& gasket



Part Number#
FX2053
1999-03 Chevrolet
Impala, Malibu, Monte
Carlo, Venture, Pontiac
Grand Prix, 3.1L &
3.4L
Gasket# FX779



Part Number# FX2071
1999-06 Volkswagen
Beetle, Golf, Jetta, Golf
GTI 1.8L, 4 cyl. (except
Turbo S)
Gasket# FX5676



Part Number#
FX7214411
2000-2004 Ford Focus
2.0L SOHC, Eng. Code
P
Gasket# FX355



Part Number#
FX2054
1998-99 Chevrolet
Monte Carlo, Lumina,
Pontiac Grand Prix
3.8L VIN #K
Gasket# FX783



Part Number# FX2073
2004-2007 Ford Freestar
3.9L & 4.2L
Gasket# FX355



Part Number#
FX7214412
2000-2004 Ford Focus
2.0L DOHC, Eng. Code
3
Gasket# FX355




Part Number#
FX2055
1999-04 Oldsmobile
Alero, Pontiac Grand
Am 2.2L, 2.4L, 134cl,
146cl, VIN# F, VIN# T
Gasket# FX5415



Part Number#
FX2074K
1997-2005 Pontiac
Grand Prix, Buick Cen-
tury, Chevrolet Monte
Carlo, Impala, Oldsmo-
bile Intrigue 3.1L, 3.4L,
3.5L, 3.8L
**GM Direct Fit Resona-
tor**




Part Number# FX8033
1999-2006 Chevrolet
Silverado 1500 Pickup,
GMC Sierra 1500
Pickup 4.3L, 4.8L, 5.3L
At front of converter
GM Truck Repair Pipe
Kit
Incl. 2 flanges, & 2
nuts














Part Number#
FX2061
2002-07 Saturn Ion,
Vue, 2.2L, 2.4L 4 cyl.
Gasket# FX808



Part Number# FX2075
2000-04 Kia Sephia
DOHC (after 5/11/98),
Spectra
Kia Front Pipe Repair
Kit
**Incl. gaskets & hard-
ware**



2" Pipe Repair
Kit
Flex Spring Bolt
Coupling
Part Number#
FX2001

 <p>Part Number# FX8025 99-05 GM Trucks 4.8L, 5.3L, 6.0L</p>	 <p>Part Number# FX8030 95-01 Chevrolet Blazer, S10, Ta- hoe, GMC Jimmy, S15, Yukon, GM CKVR 1/2 Ton, CKVR Suburban</p>	 <p>Part Number# FX8040 07-12 Nissan Versa 1.8L</p>
 <p>Part Number# FX8041 07-12 Nissan Sen- tra 2.0L</p>	 <p>Part Number# FX8060 04-06 Nissan Titan 5.6L</p>	 <p>Part Number# FX2078 01-08 Ford Es- cape, Mazda trib- ute, Mercury Mari- ner 3.0L</p>
 <p>Part Number# FX2076 96-99 Ford Tau- rus, Mercury Sable 3.0L</p>	 <p>Part Number# FX2086 99-05 Buick Rivi- era, Lesabre, Park Avenue, Pontiac Bonneville 3.8L</p>	 <p>Part Number# FX2079 02-07 Buick Ren- dezvous, Chevrolet Venture, Oldsmo- bile Silhouette, Pontiac Aztek, Montana 3.4L</p>
 <p>Part Number# FX2060 99-10 Chevrolet Cavalier, Cobalt, HHR, Pontiac Sunfire, Pursuit, G5 2.2L, 2.4L</p>	 <p>Part Number# FX2087 05-07 Pontiac G6 3.5L</p>	 <p>Part Number# FX2077 01-06 Hyundai Elantra 2.0L</p>
 <p>Part Number# FX2080 02-06 Mazda MPV 3.0L</p>	 <p>Part Number# FX2084 97-01 Toyota Camry, Solara 2.2L</p>	 <p>Part Number# FX2085 02-06 Toyota Camry, Solara 2.4L</p>
 <p>Part Number# FX2083 00-04 Volvo S40/ V40 1.9L</p>	 <p>Part Number# FX4049-SP 94-95 GM Trucks with 2" Pipe</p>	 <p>Part Number# FX1752 1 3/4" Pipe Repair Kit Flex Spring Bolt Coupling</p>



QUICK FIX

Universal Connector Kits

When a flange/pipe connection breaks, these universal connector kits offer an alternative to a full exhaust system replacement and provide a professional repair by targeting the weak link.

These connector kits are professionally mig-welded to an OE or universal flange and come with aluminized tubing expanded to fit over the pipe to be clamped or welded.

Each kit includes 2 connectors, 1 bag of connection hardware, and 1 gasket.

Universal Oval Flange



Part # Expanded (\emptyset = inside diam.)	Pipe \emptyset
FX8014EX	1$\frac{3}{4}$"
FX8015EX	2"
FX8016EX	2$\frac{1}{4}$"
FX8017EX	2$\frac{1}{2}$"

Universal Triangular Flange



Part # Expanded (\emptyset = inside diam.)	Pipe \emptyset
FX8018EX	2"
FX8019EX	2$\frac{1}{4}$"
FX8020EX	2$\frac{1}{2}$"

Application-Specific Connector Kits

FX8012 - Cavalier



- Contents:
- 1 - 2" OD connector
 - 1 - 2" ID connector
 - 1 gasket
 - Installation hardware

Chevrolet Cavalier - 1990-98, 2.2L
 Chevrolet Beretta - 1993-96, 2.2L
 Pontiac Sunbird - 1990-98, 2.2L
 Pontiac Sunfire - 1990-98, 2.2L
 Pontiac Grand Am - 1990-91, 2.3L

FX8045 - Civic 1 3/4" Pipe



- Contents:
- 1 - 1 3/4" OE formed flange with pipe ID 1 3/4"
 - 1 high temp gasket
 - 2 bolts with springs & nuts

Honda Accord - 1994-97, 2.2L
 Honda Civic - 1992-95 CX, DX, EX, LX, VX, 1.5L
 Honda Civic - 1993-95 Del Sol, 1.5L & 1.6L
 Honda Civic - 1995-2000 EX, 1.6L
 Honda Civic - 1996-2000, 1.6L
 Honda Civic - 1999-2000 Si, 1.6L
 Honda Civic - 2001-04 EX, GX, 1.7L

FX8047 - Honda with triangular flange



- Contents:
- 1 - Honda OE flat triangular flange with 2" ID pipe
 - 1 high temp gasket
 - Installation hardware

Honda Accord, Civic & CRV at rear converter with triangular flange.



FX8046 - Civic 2" Pipe



- Contents:
- 1 - 2" OE formed flange with 2" ID pipe
 - 1 high temp gasket
 - 2 OE bolts with springs & nuts

Honda Accord - 1994-97 EX, 2.2L
 Honda Civic - 1992-95 DX, EX, LX, 1.5L
 Honda Civic - 1993-95 DX, 1.5L
 Honda Civic - 1993-95 Del Sol, 1.5L & 1.5L

FX EXHAUST

FLEX PIPES



QUICK FIX

FLEX PIPES

FX Exhaust Flex Pipes are engineered flex spring bolt couplings that quickly replace a worn flex connection.

Useful for pipe repairs on Honda, Subaru, & other makes.

Five separate diameters are available.

Sturdy 16 gauge aluminized steel tube.

Flex Pipes

Part #	Diameter
FX1750EX	1 $\frac{3}{4}$ " ID
FX2000EX	2" ID
FX2250EX	2 $\frac{1}{4}$ " ID
FX2500EX	2 $\frac{1}{2}$ " ID
FX3000EX	3" ID



MINI FLEX PIPES



Part #	Diameter	OAL
FX8050	1 $\frac{3}{4}$ " ID	6"
FX8051	2" ID	6"
FX8052	2 $\frac{1}{4}$ " ID	6"
FX8053	2 $\frac{1}{2}$ " ID	6"
FX8054	3" ID	6"
FX8055	2" ID	3 $\frac{1}{4}$ "

Great selection on Bolts and Nuts from GATEWAY FASTNERS

Part #	Description	Box Qty.
1	1/4" Coarse Nuts	100
2	5/16" Coarse Nuts	100
3	3/8" Coarse Nuts	100
4	1/2" Coarse Nuts	50
5	7/16" Coarse Nuts	50
6	1/4" Flat Washers	100
7	5/16" Flat Washers	100
8	3/8" Flat Washers	100
9	1/2" Flat Washers	50
10	7/16" Flat Washers	100
11	1/4" X 1/2" Bolts	100
12	1/4" X 1 Bolts	100
13	1/4" X 1 1/4" Bolts	100
14	1/4" X 1 1/2" Bolts	100
16	1/4" X 1/2" Bolts	50
17	5/16" X 3/4" Bolts	100
18	5/16" X 1" Bolts	100
19	5/16" X 1 1/4" Bolts	100
20	5/16" X 1 1/2" Bolts	50
21	5/16" X 2" Bolts	50
22	5/16" X 2 1/2" Bolts	50
23	3/8" X 3/4" Bolts	100
24	3/8" X 1" Bolts	50
25	3/8" X 1 1/4" Bolts	25
26	3/8" X 1 1/2" Bolts	25
27	3/8" X 2" Bolts	25
28	3/8" X 2 1/4" Bolts	25
29	3/8" X 2 1/2" Bolts	25
30	7/16" X 1" Bolts	25
31	1/4" Lock Washers	100
32	5/16" Lock Washers	100
33	3/8" Lock Washers	50
34	1/2" Lock Washers	100
35	7/16" Lock Washers	100
37	5/32" X 2" Cotter Pins	50
38	1/8" X 1 1/2" Cotter Pins	100
39	1/8" X 2" Cotter Pins	100
40	3/8" Flange Nuts	100
41	5/16" Flange Nuts	100
43	3/8" Flat Washers	100
46	5/16" X 1/2" Bolts	100

Part #	Description	Box Qty.
102	1 Finished Hex Nuts	100
103	1.25 Finished Hex Nuts	100
104	1.5 Finished Hex Nuts	50
105	1.75 Finished Hex Nuts	25
105X3	3/16" Inverted Nuts	1
106	5MM Flat Washers	100
107	M6 Flat Washers	100
108	M8 Flat Washers	100
109	M10 Flat Washers	50
110	M12 Flat Washers	25
113	M8 Lock Washers	100
114	M10 Lock Washers	50
115	12MM Lock Washers	50
116	5 X 12 Metric Bolts	50
117	5 X 25 Metric Bolt	25
120	M5 X 50 Metric Bolt	25
121	6 X 20 Metric Bolt	50
122	M6 X 30 Hex Cap Screws	50
123	6 X 40 Metric Bolt	25
124	6 X 50 Metric Bolt	25
126	M8 X 20 Hex Cap Screws	50
127	M8 X 30 Hex Cap Screws	50
128	M8 X 40 Hex Cap Screws	25
129	M8 X 50 Hex Cap Screws	10
130	M8 X 60 Hex Cap Screws	10
131	M10 X 30 Hex Cap Screws	25
132	M10 X 40 Hex Cap Screws	25
133	10 X 50 Metric Bolt	10
134	M10 X 60 Hex Cap Screws	10
FLNUT M-10	10 X 1.5 Flange Nuts	50
HC5- 1H133	1/2" X 1 1/4" Grade 5 Bolt	50
INV FLARE FTG ASSORT		1

MAGNAFLOW

Performance
EXHAUST



Performance Exhaust Systems For
•Diesel & Gas Trucks •Sport Compacts
•American Muscle Cars

POWER AND SOUND

Whether you drive a street, off-road or diesel truck/SUV, MagnaFlow has **dyno-proven** exhaust systems that are rugged enough to survive grueling Baja racing. Each system is designed to bolt right on and provide years of trouble-free performance. Provides a smooth, deep tone that is suitable for grocery-getting SUV's with casual tow duties to full blown modded drag racing diesel pickups.

- Delivers a Smooth, Deep Tone
- Lifetime Warranty on All MagnaFlow Performance Kits
- Fully Polished Mufflers
- 100% Stainless Steel

**MANY
MORE
AVAILABLE!!!**



Part #	Description
17979	99-03 FORD 7.3L DIESEL, 4IN.
17989	04-07 DODGE CUMMINS, 5IN. HIGH-OUTPUT
17924	98-02 DODGE CUMMINS, 4IN. SYSTEM
17902	01-07 CHEVY/GMC DURAMAX, 4IN. SYSTEM
17922	05-07 FORD 6.0L DIESEL, 4IN.
17956	04-07 DODGE CUMMINS, 5IN. HIGH-OUTPUT
15816	67-70 FORD MUSTANG
17909	01-07 CHEVY/GMC DURAMAX, 5IN. SYSTEM
17974	03-04 DODGE CUMMINS, 4IN. SYSTEM
17954	03-07 FORD 6.0L DIESEL, 4IN.
15815	64-66 FORD MUSTANG
16741	07-08 CHEVY/GMC SILVERADO/SIERRA 1500
15684	98-02 CHEVY CAMARO, PONTIAC FIREBIRD
17903	01-07 CHEVY DURAMAX, DUAL SYSTEM, GMC DURAMAX, 4IN. SYSTEM
15792	03-07 CHEVY/GMC SILVERADO/SIERRA 1500
15620	93-97 CHEVY CAMARO, PONTIAC FIREBIRD
15754	99-02 CHEVY/GMC SILVERADO/SIERRA 1500
16732	97-04 CHEVY CORVETTE
15628	06-09 DODGE CHARGER/MAGNUM R/T HEMI
17927	03-07 FORD 6.0L DIESEL, 5IN.
17957	03-07 FORD 6.0L DIESEL, 4IN.
17958	03-04 DODGE CUMMINS, 4IN. SYSTEM
17978	03-04 FORD 6.0L DIESEL, 4IN.
17990	04-07 DODGE CUMMINS, 5IN. HIGH-OUTPUT
15660	97-04 CHEVY CORVETTE
15812	00-05 TOYOTA CELICA
15673	99-04 FORD MUSTANG
15717	99-04 FORD MUSTANG
16615	04-08 FORD F-150 PICKUP
16621	05-08 DODGE DAKOTA, 06-08 MITSUBISHI RAIDER


17923	05-07 FORD 6.0L DIESEL, 4IN DUAL
17977	03-04 FORD 6.0L DIESEL, 4IN DUAL
16645	07-09 PONTIAC SOLSTICE
15632	87-93 FORD MUSTANG
15638	94-98 FORD MUSTANG
15640	98-02 HONDA ACCORD
15644	99-04 FORD MUSTANG
15648	98-11 VOLKSWAGEN BEETLE, GOLF
15691	95-98 EAGLE TALON, 95-98 MITSUBISHI ECLIPSE
15694	93-97 CHEVY CAMARO, 93-97 PONTIAC FIREBIRD
15671	99-04 FORD MUSTANG
15749	97-03 FORD F-150 PICKUP
15761	96-05 CHEVY CAVALIER, 95-05 PONTIAC SUNFIRE
15712	01-05 HONDA CIVIC
15713	97-04 CHEVY CORVETTE
15736	00-03 DODGE DAKOTA
15742	02-03 MINI COOPER
15746	02-05 VOLKSWAGEN JETTA
15770	03-06 HUMMER H2
15789	03-07 CHEVY/GMC SILVERADO/SIERRA 2500 HD
15805	02-03 MITSUBISHI LANCER
15829	01-07 CHEVY/GMC SILVERADO/SIERRA 2500 HD
16700	06-07 DODGE RAM 1500 TRUCK
16761	07-09 SATURN SKY
15849	04-06 NISSAN TITAN
15851	70-72 DODGE CHALLENGER, PLYMOUTH BARRACUDA
16970	07-10 DODGE CUMMINS, 4IN. SYSTEM
17907	99-03 7.3L DIESEL, 5IN.



MANY
MORE
AVAILABLE!!!

MUFFLERS

5"x8" Oval Satin Stainless Steel Universal Mufflers



Part#	Config.	In/Out	Body Length	Overall
12225	O/C	2.25"	14"	20"
12226	O/C	2.5"	14"	20"
12256	O/C	2.5"	18"	24"
12259	O/C	3"	18"	24"
12158	C/D	2.5"/2.5"	14"	20"
12198	C/D	3"/2.5"	14"	20"
12268	C/D	2.5"/2.5"	18"	24"
12288	C/D	3"/2.5"	18"	24"
12388	C/D	3"/2.5"	24"	30"
12468	D/D	2.5"	18"	24"

4"x9" Satin Stainless Steel Universal Mufflers



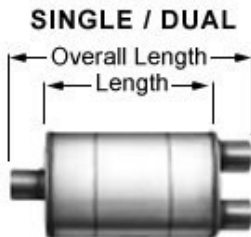
Part#	Config.	In/Out	Body Length	Overall
11225	O/C	2.25"	14"	20"
11226	O/C	2.5"	14"	20"
11229	O/C	3"	14"	20"
11235	O/O	2.25"	14"	20"
11236	O/O	2.5"	14"	20"

4" Round Universal Muffler




Part#	Config.	In/Out	Body Length	Overall
10416	C/C	2.5"/2.5"	14"	20"

4"x9" Oval Universal Muffler



Part#	Config.	In/Out	Body Length	Overall
11224	C/O Satin	2"/2"	14"	20"
13278	C/D XL	3"/2.5"	14"	20"

5"x11" Oval Universal Muffler



Part#	Config.	In/Out	Body Length	Overall
12588	C/D Satin	3"/2.5"	22"	28"
14579	C/C Polished	3"/3"	22"	28"

MAGNAFLOW

Glass Pack

-Select Muffler Style-

Features:

AMERICAN MUSCLE, TRUCK, SUV AND MANY MORE

- 100% aluminized steel construction
- Non-fiberglass acoustic packing material
- Straight-through performance design
- Precision robotic CNC welding
- Proudly made in the [USA](#)



DENNIS ANDERSON
GRAVE DIGGER

MARIO ANDRETTI
RACING LEGEND

CHIP FOOSE
LEGENDARY CAR BUILDER



SMALL				
IN/OUT	BODY LENGTH H	OVER-ALL LENGTH H	DIAMETER	PART #
2.25/2.25	18	22	3.5	18125
2/2	18	22	3.5	18124
3/3	18	22	4	18129


















MEDIUM				
IN/OUT	BODY LENGTH H	OVER-ALL LENGTH H	DIAMETER	PART #
2/2	22	26	3.5	18134
2.25/2.25	22	26	3.5	18135

LARGE				
IN/OUT	BODY LENGTH H	OVER-ALL LENGTH H	DIAMETER	PART #
2.5/2.5	26	30	4	18146
2.25/2.25	26	30	3.5	18145
2/2	26	30	3.5	18144



Polished Stainless Steel Mufflers With Tips

Features and Benefits: The Street Series is designed for the souped up street machine. It features a high flow tuning tube, balanced to the needs of the high revving import engine. The Street Series emits a smooth, deep tone while offering improved performance over OEM equipment. The Street Series is recommended for street cars with bolt-on performance modifications and custom body kits.

 <p>Part#: 14809 Inlet/Outlet Size: 2.25in./3in. Body Shape: 4in. Round Core Size: 2.5in. Body Length: 14in.</p>	 <p>Part#: 14860 Inlet/Outlet Size: 2.25in./4in. Body Shape: 5in. Round Core Size: 2.5in. Body Length: 14in.</p>	 <p>Part#: 14830 Inlet/Outlet Size: 2.25in./3.25in.x2.5in. Body Shape: 5in.x8in. Oval Core Size: Dual 2in. Body Length: 14in.</p>	 <p>Part#: 14857 Inlet/Outlet Size: 2.25in./4in. Body Shape: 5in. Round Core Size: 2.5in. Body Length: 14in.</p>
 <p>Part#: 14808 Inlet/Outlet Size: 2.25in./3in. Body Shape: 4in. Round Core Size: 2.5in. Body Length: 14in.</p>	 <p>Part#: 14816 Inlet/Outlet Size: 2.25in./3.5in. Body Shape: 5in.x8in. Oval Core Size: Dual 2in. Body Length: 14in.</p>	 <p>Part#: 14827 Inlet/Outlet Size: 2.25in./4in. Body Shape: 5in.x8in. Oval Core Size: 2.5in. Body Length: 14in.</p>	 <p>Part#: 14862 Inlet/Outlet Size: 2.25in./3in. Body Shape: 5in.x8in. Oval Core Size: Dual 2in. Body Length: 14in.</p>
 <p>Part#: 14859 Inlet/Outlet Size: 2.25in./4in. Body Shape: 5in. Round Core Size: 2.5in. Body Length: 14in.</p>	 <p>Part#: 14832 Inlet/Outlet Size: 2.25in./4in. Body Shape: 5in.x8in. Oval Core Size: 2.5in. Body Length: 14in.</p>	 <p>Part#: 14821 Inlet/Outlet Size: 2.25in./4in. Body Shape: 6in. Round Core Size: 2.5in. Body Length: 14in.</p>	 <p>Part#: 14834 Inlet/Outlet Size: 3in./4in. Body Shape: 5in.x8in. Oval Core Size: 3in. Body Length: 14in.</p>
 <p>Part#: 14815 Inlet/Outlet Size: 2.25in./3in. Body Shape: 5in.x8in. Oval Core Size: Dual 2in. Body Length: 14in.</p>	 <p>Part#: 14813 Inlet/Outlet Size: 2.25in./4in. Body Shape: 6in. Round Core Size: 2.5in. Body Length: 14in.</p>	 <p>Part#: 14851 Inlet/Outlet Size: 2.25in./4in. Body Shape: 5in.x8in. Oval Core Size: 2.5in. Body Length: 14in.</p>	 <p>Part#: 14829 Inlet/Outlet Size: 2.25in./4in. Body Shape: 5in.x8in. Oval Core Size: 2.5in. Body Length: 14in.</p>
 <p>Part#: 14803 Inlet/Outlet Size: 2.25in./3in. Body Shape: 5in.x8in. Oval Core Size: Dual 2in. Body Length: 14in.</p>	 <p>Part#: 14835 Inlet/Outlet Size: 3in./4in. Body Shape: 5in.x8in. Oval Core Size: 3in. Body Length: 14in.</p>	 <p>Part#: 14845 Inlet/Outlet Size: 2.25in./4.5in. Body Shape: 7in. Round Core Size: 2.5in. Body Length: 14in.</p>	 <p>Part#: 14822 Inlet/Outlet Size: 2.25in./4in. Body Shape: 6in. Round Core Size: 2.5in. Body Length: 14in.</p>



EXHAUST TIPS

T-304 Stainless Steel Tips Installed By Professionals.

MagnaFlow's Polished Stainless Steel tips will last 5 times longer than chrome tips. These super tough tips will continue to shine for years to come with a lifetime warranty against defects.

<p>Tanabe-Round</p>  <table border="1"> <thead> <tr> <th>Diameter</th> <th>Length</th> <th>I.D. Inlet</th> <th>Part#</th> </tr> </thead> <tbody> <tr> <td>4.5in.</td> <td>8in.</td> <td>2.5in.</td> <td>35128</td> </tr> </tbody> </table>	Diameter	Length	I.D. Inlet	Part#	4.5in.	8in.	2.5in.	35128	<p>Rolled-Oblong-Round Angle</p>  <table border="1"> <thead> <tr> <th>Diameter</th> <th>Length</th> <th>I.D. Inlet</th> <th>Part #</th> </tr> </thead> <tbody> <tr> <td>2.75in.x5.25in.</td> <td>7.25in.</td> <td>2.25in.</td> <td>35175</td> </tr> </tbody> </table>	Diameter	Length	I.D. Inlet	Part #	2.75in.x5.25in.	7.25in.	2.25in.	35175	<p>Rolled-Oblong-Round-DTM</p>  <table border="1"> <thead> <tr> <th>Diameter</th> <th>Length</th> <th>I.D. Inlet</th> <th>Part #</th> </tr> </thead> <tbody> <tr> <td>2.75in.x5.25in.</td> <td>9.75in.</td> <td>2.25in.</td> <td>35176</td> </tr> </tbody> </table>	Diameter	Length	I.D. Inlet	Part #	2.75in.x5.25in.	9.75in.	2.25in.	35176																
Diameter	Length	I.D. Inlet	Part#																																							
4.5in.	8in.	2.5in.	35128																																							
Diameter	Length	I.D. Inlet	Part #																																							
2.75in.x5.25in.	7.25in.	2.25in.	35175																																							
Diameter	Length	I.D. Inlet	Part #																																							
2.75in.x5.25in.	9.75in.	2.25in.	35176																																							
<p>Rolled-Oval-Angle Cut</p>  <table border="1"> <thead> <tr> <th>Diameter</th> <th>Length</th> <th>I.D. Inlet</th> <th>Part#</th> </tr> </thead> <tbody> <tr> <td>2.5in.x3.2in.</td> <td>7.5in.</td> <td>2.25in.</td> <td>35129</td> </tr> <tr> <td>3.25in.x4.5in.</td> <td>7in.</td> <td>2.25in.</td> <td>35158</td> </tr> </tbody> </table>	Diameter	Length	I.D. Inlet	Part#	2.5in.x3.2in.	7.5in.	2.25in.	35129	3.25in.x4.5in.	7in.	2.25in.	35158	<p>Rolled-Oval-Straight (Dual)</p>  <table border="1"> <thead> <tr> <th>Diameter</th> <th>Length</th> <th>I.D. Inlet</th> <th>Part #</th> </tr> </thead> <tbody> <tr> <td>3in.x3.75in.</td> <td>10in.</td> <td>2.25in.</td> <td>35169</td> </tr> </tbody> </table>	Diameter	Length	I.D. Inlet	Part #	3in.x3.75in.	10in.	2.25in.	35169	<p>Rolled-Oval-Straight-Single</p>  <table border="1"> <thead> <tr> <th>Diameter</th> <th>Length</th> <th>I.D. Inlet</th> <th>Part #</th> </tr> </thead> <tbody> <tr> <td>3in.x3.75in.</td> <td>7.25in.</td> <td>2.25in.</td> <td>35159</td> </tr> </tbody> </table>	Diameter	Length	I.D. Inlet	Part #	3in.x3.75in.	7.25in.	2.25in.	35159												
Diameter	Length	I.D. Inlet	Part#																																							
2.5in.x3.2in.	7.5in.	2.25in.	35129																																							
3.25in.x4.5in.	7in.	2.25in.	35158																																							
Diameter	Length	I.D. Inlet	Part #																																							
3in.x3.75in.	10in.	2.25in.	35169																																							
Diameter	Length	I.D. Inlet	Part #																																							
3in.x3.75in.	7.25in.	2.25in.	35159																																							
<p>Rolled-Round (Dual)</p>  <table border="1"> <thead> <tr> <th>Diameter</th> <th>Length</th> <th>I.D. Inlet</th> <th>Part #</th> </tr> </thead> <tbody> <tr> <td>3in.</td> <td>10in.</td> <td>2.25in.</td> <td>35167</td> </tr> </tbody> </table>	Diameter	Length	I.D. Inlet	Part #	3in.	10in.	2.25in.	35167	<p>Rolled-Round-Angle Cut</p>  <table border="1"> <thead> <tr> <th>Diameter</th> <th>Length</th> <th>I.D. Inlet</th> <th>Part#</th> </tr> </thead> <tbody> <tr> <td>3in.</td> <td>6.75in.</td> <td>2.25in.</td> <td>35163</td> </tr> <tr> <td>3in.</td> <td>7in.</td> <td>2.25in.</td> <td>35131</td> </tr> <tr> <td>4in.</td> <td>5in.</td> <td>2.5in.</td> <td>35136</td> </tr> <tr> <td>4in.</td> <td>6.25in.</td> <td>2.25in.</td> <td>35177</td> </tr> <tr> <td>4in.</td> <td>8.25in.</td> <td>2.25in.</td> <td>35164</td> </tr> </tbody> </table>	Diameter	Length	I.D. Inlet	Part#	3in.	6.75in.	2.25in.	35163	3in.	7in.	2.25in.	35131	4in.	5in.	2.5in.	35136	4in.	6.25in.	2.25in.	35177	4in.	8.25in.	2.25in.	35164	<p>Rectangle-Angle Cut</p>  <table border="1"> <thead> <tr> <th>Diameter</th> <th>Length</th> <th>I.D. Inlet</th> <th>Part#</th> </tr> </thead> <tbody> <tr> <td>2.5in.x2.7in.</td> <td>7.5in.</td> <td>2.25in.</td> <td>35134</td> </tr> </tbody> </table>	Diameter	Length	I.D. Inlet	Part#	2.5in.x2.7in.	7.5in.	2.25in.	35134
Diameter	Length	I.D. Inlet	Part #																																							
3in.	10in.	2.25in.	35167																																							
Diameter	Length	I.D. Inlet	Part#																																							
3in.	6.75in.	2.25in.	35163																																							
3in.	7in.	2.25in.	35131																																							
4in.	5in.	2.5in.	35136																																							
4in.	6.25in.	2.25in.	35177																																							
4in.	8.25in.	2.25in.	35164																																							
Diameter	Length	I.D. Inlet	Part#																																							
2.5in.x2.7in.	7.5in.	2.25in.	35134																																							
<p>Rolled-Square</p>  <table border="1"> <thead> <tr> <th>Diameter</th> <th>Length</th> <th>I.D. Inlet</th> <th>Part #</th> </tr> </thead> <tbody> <tr> <td>3in.x3.5in.</td> <td>7.25in.</td> <td>2.25in.</td> <td>35157</td> </tr> </tbody> </table>	Diameter	Length	I.D. Inlet	Part #	3in.x3.5in.	7.25in.	2.25in.	35157	<p>Rolled-Square-Straight (Dual)</p>  <table border="1"> <thead> <tr> <th>Diameter</th> <th>Length</th> <th>I.D. Inlet</th> <th>Part #</th> </tr> </thead> <tbody> <tr> <td>3in.x3.75in.</td> <td>10in.</td> <td>2.25in.</td> <td>35170</td> </tr> </tbody> </table>	Diameter	Length	I.D. Inlet	Part #	3in.x3.75in.	10in.	2.25in.	35170	<p>Round Straight</p>  <table border="1"> <thead> <tr> <th>Diameter</th> <th>Length</th> <th>I.D. Inlet</th> <th>Part#</th> </tr> </thead> <tbody> <tr> <td>3in.</td> <td>7.5in.</td> <td>2.25in.</td> <td>35122</td> </tr> <tr> <td>4in.</td> <td>4.5in.</td> <td>2.25in.</td> <td>35124</td> </tr> <tr> <td>3.5in.</td> <td>4.5in.</td> <td>2.25in.</td> <td>35125</td> </tr> </tbody> </table>	Diameter	Length	I.D. Inlet	Part#	3in.	7.5in.	2.25in.	35122	4in.	4.5in.	2.25in.	35124	3.5in.	4.5in.	2.25in.	35125								
Diameter	Length	I.D. Inlet	Part #																																							
3in.x3.5in.	7.25in.	2.25in.	35157																																							
Diameter	Length	I.D. Inlet	Part #																																							
3in.x3.75in.	10in.	2.25in.	35170																																							
Diameter	Length	I.D. Inlet	Part#																																							
3in.	7.5in.	2.25in.	35122																																							
4in.	4.5in.	2.25in.	35124																																							
3.5in.	4.5in.	2.25in.	35125																																							
<p>Round-Angle Cut</p>  <table border="1"> <thead> <tr> <th>Diameter</th> <th>Length</th> <th>I.D. Inlet</th> <th>Part #</th> </tr> </thead> <tbody> <tr> <td>4in.</td> <td>7in.</td> <td>2.25in.</td> <td>35121</td> </tr> <tr> <td>4in.</td> <td>4.5in.</td> <td>2.25in.</td> <td>35127</td> </tr> </tbody> </table>	Diameter	Length	I.D. Inlet	Part #	4in.	7in.	2.25in.	35121	4in.	4.5in.	2.25in.	35127	<p>Round-8in. Radius-Chrome Turndown Tips</p>  <table border="1"> <thead> <tr> <th>Diameter</th> <th>Length</th> <th>I.D. Inlet</th> <th>Part#</th> </tr> </thead> <tbody> <tr> <td>4in.</td> <td>18in.</td> <td>3in.</td> <td>35182</td> </tr> </tbody> </table>	Diameter	Length	I.D. Inlet	Part#	4in.	18in.	3in.	35182	<p>Camaro-Dual-2 Per Kit</p>  <table border="1"> <thead> <tr> <th>Diameter</th> <th>Length</th> <th>I.D. Inlet</th> <th>Part#</th> </tr> </thead> <tbody> <tr> <td>2in.x8in.</td> <td>11in.</td> <td>2.25in.</td> <td>35150</td> </tr> </tbody> </table>	Diameter	Length	I.D. Inlet	Part#	2in.x8in.	11in.	2.25in.	35150												
Diameter	Length	I.D. Inlet	Part #																																							
4in.	7in.	2.25in.	35121																																							
4in.	4.5in.	2.25in.	35127																																							
Diameter	Length	I.D. Inlet	Part#																																							
4in.	18in.	3in.	35182																																							
Diameter	Length	I.D. Inlet	Part#																																							
2in.x8in.	11in.	2.25in.	35150																																							



Exhaust TIPS

T-304 Stainless Steel Tips Installed By Professionals.

MagnaFlow's Polished Stainless Steel tips will last 5 times longer than chrome tips. These super tough tips will continue to shine for years to come with a lifetime warranty against defects.

Round-15 Degree-Angle Cut



Diameter	Length	I.D. Inlet	Part#
3in.	12in.	3in.	35101
3in.	18in.	2.5in.	35102
3in.	18in.	2.5in.	35192
3in.	22in.	2.5in.	35103
3.5in.	12in.	2.5in.	35205
3.5in.	12in.	3in.	35104
3.5in.	18in.	2.5in.	35105
3.5in.	18in.	2.5in.	35201
3.5in.	22in.	2.5in.	35106
4in.	12in.	3in.	35107
4in.	18in.	2.5in.	35108
4in.	18in.	2.5in.	35194
4in.	22in.	2.5in.	35109

Round-30 Degree.-Slash Cut-Double Wall



Diameter	Length	I.D. Inlet	Part #
3.5in.	9.5in.	3in.	35206

Double Wall-Single



Diameter	Length	I.D. Inlet	Part #
3.5in.x5.5in.	8.5in.	3in.	35171

Round-15 Degree-Rolled



Diameter	Length	I.D. Inlet	Part#
3in.	6.75in.	2.25in.	35202
3in.	12in.	2.5in.	35204
3in.	12in.	2.5in.	35208
Clamp-on			
3in.	12in.	3in.	35110
3in.	18in.	2.5in.	35111
3in.	22in.	2.5in.	35112
3.5in.	12in.	2.75in.	35209
3.5in.	12in.	3in.	35113
3.5in.	18in.	2.25in.	35217
3.5in.	18in.	2.5in.	35114
3.5in.	22in.	2.5in.	35115
4in.	12in.	3in.	35116
4in.	12in.	3in.	35212
Clamp-on			
4in.	12in.	3in.	35199
4in.	18in.	2.5in.	35117
4in.	22in.	2.5in.	35119
5in.	8in.	4in.	35148
5in.	13in.	4in.	35120
5in.	13in.	4in.	35184
Clamp-on			
5in.	13in.	4in.	35214
Clamp-on			
5in.	14.5in.	3.5in.	35213



Round-45 Degree-Slash Cut

Diameter	Length	I.D. Inlet	Part#
3in.	18in.	2.25in.	35140
3in.	18in.	2.5in.	35138
3in.	22in.	2.25in.	35141
3in.	22in.	2.5in.	35139
3.5in.	18in.	2.25in.	35216
3.5in.	18in.	2.5in.	35143
3.5in.	22in.	2.25in.	35144
4in.	18in.	2.5in.	35146
4in.	22in.	2.5in.	35147

Round-Resonated



Diameter	Length	I.D. Inlet	Part#
3.5in.x4.25in.	12in.	2.25in.	35174

Round-Turn Down



Diameter	Length	I.D. Inlet	Part #
3in.	13in.	3in.	35180
3.5in.	16in.	3.5in.	35178
2.5in.	13in.	2.75in.	35179
4in.	16in.	4in.	35181

MAGNAFLOW SMOOTH TRANSITIONS



Smooth Transitions

Use Mandrel-Bent Smooth Transitions for custom system fabrication with no reduction in the bends.

TYPE	INLET DIAMETER	C-LINE RADIUS	LENGTH TO BEND	PART#
L-90	2.5"	4"	14"	<u>10706</u>
45	3"	5"	14"	<u>10739</u>

MAGNAFLOW X&Y PIPES

Smooth Transitions

Stamped Y-Pipe and Tru-X Pipe transitions are great for single/dual, dual/dual and balance tube applications. MagnaFlow's stainless steel Tru-X crossover pipe represents a significant leap forward in technology over traditional H-pipes. The more gentle radius allows for better exhaust gas scavenging, noise cancellation and better balance between cylinder banks. The result is a significant increase in power and torque but a reduction in db sound levels... the best of both worlds.

TYPE	INLET I.D.	CENTER CORE	PIPE LENGTH	PART#
Tru-X Pipe	2.25"	2.5" x 4"	12"	<u>10790</u>
Tru-X Pipe	2.5"	2.5" x 4"	12"	<u>10791</u>
Tru-X Pipe	3"	3" x 5.75"	14"	<u>10792</u>
Tru-X Pipe	2.5"	2.5" x 4"	9.5"	<u>10781</u>
Tru-X Pipe	3"	3" x 5.75"	13.2"	<u>10782</u>

TYPE	INLET DIAMETER	OUTLET DIAMETER	PIPE LENGTH	PART#
Y-Pipe	2" Dual	2.5" Single	10"	<u>10748</u>
Y-Pipe	2.25" Dual	2.5" Single	10"	<u>10758</u>
Y-Pipe	2.5" Dual	2.5" Single	10"	<u>10768</u>
Y-Pipe	2.5" Dual	3" Single	10"	<u>10778</u>
Y-Pipe	3" Dual	3" Single	10.25"	<u>10798</u>
Y-Pipe	4" Dual	4" Single	13"	<u>10799</u>



Round Body



IN/OUT	PART#
2in./2in. Honda Odyssey/Accord/CR-V 6.2L	<u>51354</u>
2.25in./2.25in. Honda Odyssey/Accord/CR-V 6.2L	<u>51355</u>
2.5in./2.5in. Honda Odyssey/Accord/CR-V 6.2L	<u>51356</u>
2in./2in. GM 3.1L/3.4L/3.8L V-6	<u>99304HM</u>
2.25in./2.25in. GM 3.1L/3.4L/3.8L V-6	<u>99305HM</u>
2.5in./2.5in. GM 3.1L/3.4L/3.8L V-6	<u>99306HM</u>
2.25in./2.25in. GM 3.1L/3.4L/3.8L V-6 Single O2 Port	<u>99335HM</u>
2.5in./2.5in. GM 3.1L/3.4L/3.8L V-6 Single O2 Port	<u>99336HM</u>
2in./2in. Honda Odyssey/Accord/CR-V 6.2L Heavy Metal Loaded Catalyst	<u>99354HM</u>
2.25in./2.25in. Honda Odyssey/Accord/CR-V 6.2L Heavy Metal Loaded Catalyst	<u>99355HM</u>
2.5in./2.5in. Honda Odyssey/Accord/CR-V 6.2L Heavy Metal Loaded Cata- lyst	<u>99356HM</u>

ROUND



IN/OUT	PART#
2.25"	<u>51205</u>
2.50"	<u>53006</u>
2"	<u>54054</u>
2.25" Single O2 Port	<u>99235HM</u>



54000 Round Spun- Cat

IN/OUT	PART#
2.5 in./2.5 in.	<u>54956</u>

59950 Round Spun Metallic-Cat



IN/OUT	PART#
2.5"	<u>59956</u>
3"	<u>59959</u>

60010 Universal Catalytic Converter



IN/OUT	PART #
3.5"	<u>60010</u>
4"	<u>60011</u>
5"	<u>60012</u>



90000
Angled Small
Oval

IN/OUT	PART#
2in./2in. O/C	<u>91074</u>
2.25in/2.25in. O/C	<u>91075</u>
2in./2in. O/O	<u>91084</u>
2.5in./2.5in. O/O	<u>91086</u>
2in./2in. O/O Heavy Metal Loaded Catalyst	<u>99184HM</u>
2.25in./2.25in. O/O Heavy Metal Loaded Catalyst	<u>99185HM</u>
2.5in./2.5in. O/O Heavy Metal Loaded Catalyst	<u>99186HM</u>



91000
Small Oval

IN/OUT	PART#
2in./2in.	<u>91034</u>

90000
LARGE OVAL



IN/OUT	PART#
2.5"	<u>93506</u>
3" Body:12" Width:7" Overall:16"	<u>93509</u>
3" Body:12" Width:7" Overall:16" Single Air Tube	<u>93519</u>
3" Body:15.5" Width:7" Overall:19.5"	<u>95509</u>



90000
Standard
Oval

IN/OUT	PART#
C/C 2.25"/2.25"	<u>94005</u>
D/S 2"/2.5"	<u>94007</u>
D/D 2"/2"	<u>94008</u>
C/C 3"/3" No Necks	<u>94009NN</u>
C/C 2in./2in. Single O2 Port	<u>94034</u>
C/C 2.25in./2.25in. Single O2 Port	<u>94035</u>
C/C 2.5in./2.5in. Single O2 Port	<u>94036</u>
D/S 2in./2.5in. Single O2 Port	<u>94037</u>
C/C 3in./3in. Single O2 Port	<u>94039</u>
C/C 2.25in./2.25in. Single Midbed O2 Port	<u>94055</u>
C/C 2.25"/2.25" Dual O2 Port	<u>94065</u>
C/C 2in./2in.	<u>99004HM</u>
C/C 2.25"/2.25" Heavy Metal Loaded Catalyst	<u>99005HM</u>
C/C 2.5in./2.5in.	<u>99006HM</u>
C/C 2.5in./2.5in. Dual O2 Port	<u>99066HM</u>



94000
Short Oval

IN/OUT	PART#
2in./2in.	<u>94134</u>




94000
Long Oval

IN/OUT	PART#
2.5"	<u>94416</u>

MAGNAFLOW

Catalytic Converters

DIRECT-FIT
MANY MORE AVAILABLE



23285

Fits: 94-00 Dodge Ram 1500 Pickup, 94-00 Ram 2500 Pickup, 94-00 Ram 3500 Pickup




23226

Fits: 96-00 Jeep Cherokee, 93-00 Grand Cherokee




23455

Fits: 96-99 Chevrolet Blazer, 96-99 GMC Jimmy [For Earlier Years see S-15 Jimmy], 96-99 Oldsmobile Bravada



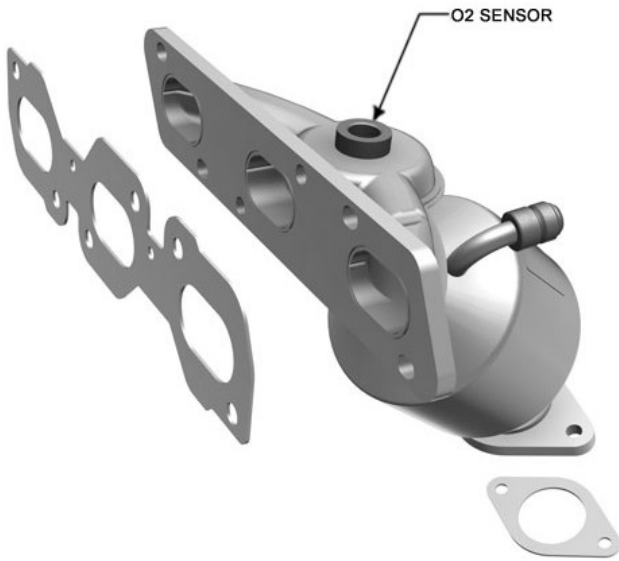
23453

Fits: 99-00 Cadillac Escalade, 96-99 Chevrolet Pickup [C10/C1500, K10/K1500, R10, V10] 1/2 Ton, 96-00 Pickup [C20/C2500, K20/K2500, R20, V20] 3/4 Ton, 96-00 Pickup [C30/C3500, K30/K3500, R30/R3500, V30/V3500] 1 Ton, 96-99 Suburban (1500, C10/C1500, K10/K1500, R10/R1500, V10/V1500), 96-99 Suburban (2500, C20/C2500, K20/K2500, V20/V2500), 96-00 Tahoe, 96-99 GMC Pickup [C15/C1500, K15/K1500, R1500, V1500] 1/2 Ton, 96-00 Pickup [C25/C2500, K25/K2500, R2500, V2500] 3/4 Ton, 96-00 Pickup [C35/C3500, R3500] 1 Ton, 96-99 Suburban (C15/C1500, K15/K1500, R1500, C1500), 96-99 Suburban (C25/C2500, K25/K2500, R2500, V2500), 96-00 Yukon



24204

Fits: 00-05 Buick Lesabre, Park Avenue, 00-04 Pontiac Bonneville



50811

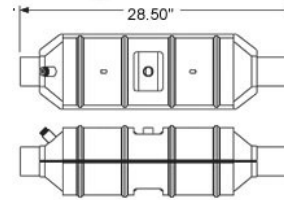
Fits: 02-06 Ford Escape, 05-06 Mercury Mariner

MAGNAFLOW
Performance
EXHAUST



23405

Fits: 97-03 Buick Regal, 00-04 Chevrolet Impala, 00-04 Monte Carlo, 98-99 Oldsmobile Intrigue, 97-03 Pontiac Grand Prix



55300

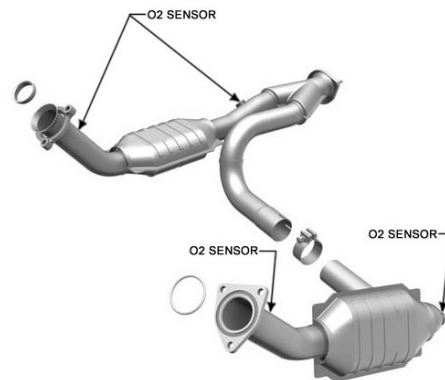
Fits: 94-96 Ford E-250 Econoline, 94-96 E-350 Econoline, 94-97 F-250 & F-250 Super Duty Pickup, 94-97 F-350 & F-350 Super Duty Pickup, 94-97 F-450 Super Duty Pickup, 94-97 F-53 Stripped Chassis/Camper

MAGNAFLOW
Exhaust



93200

Fits: 03-08 Pontiac Vibe, 03-08 Toyota Corolla, Matrix



93419

Fits: 02-06 Cadillac Escalade, 02-06 Chevy Avalanche, 99-07 Silverado 1500, 99-01 Silverado 2500, 00-06 Suburban, 00-06 Tahoe, 99-07 GMC Sierra 1500, 99-00 Sierra 2500, 00-06 Yukon, 00-06 Yukon XL

MAGNAFLOW

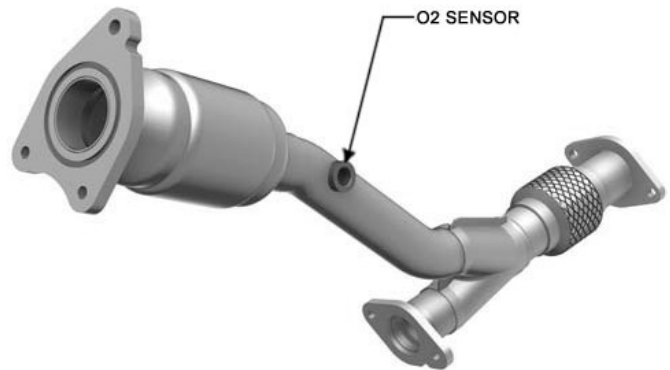
Catalytic Converters

DIRECT-FIT
MANY MORE AVAILABLE



24205

Fits: 06-09 Buick Lacrosse, 06-08 Pontiac Grand Prix



24209

Fits: 05-06 Chevy Malibu, 05-06 Pontiac G6



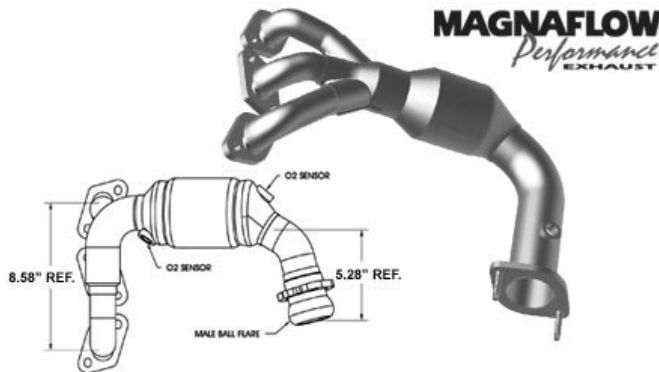
93307

Fits: 85-95 Ford Bronco, 84-95 F-150 Pickup, 84-95 F-250 & F-250 Super Duty Pickup




23337

Fits: 97 Ford Escort, 97-99 Mercury Tracer



50810

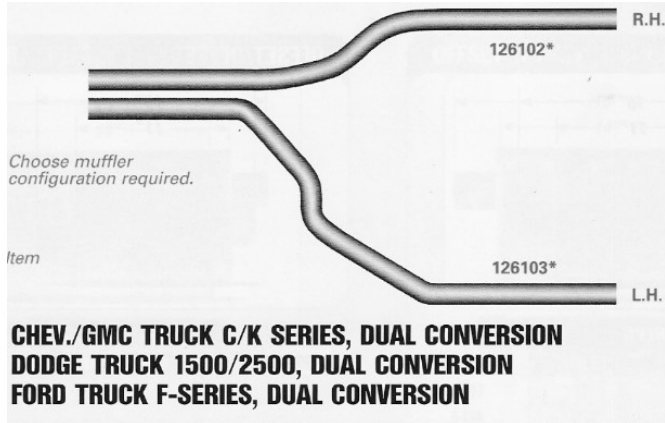
Fits: 02-06 Ford Escape, 05-06 Mercury Mariner



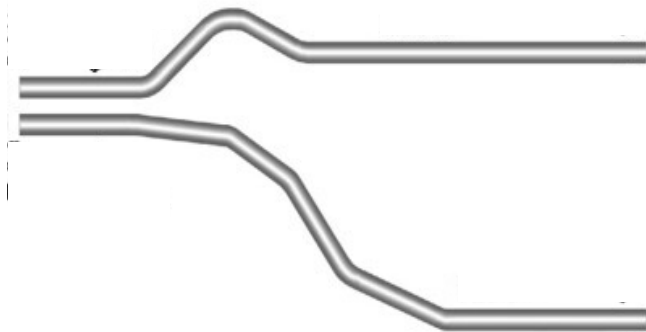
93302

Fits: 87-93 Ford Bronco, 87-95 E-150 Econoline, 87-95 E-250 Econoline, 87-95 E-350 Econoline, 87-95 F-150 Pickup, 87-95 F-250 & F-250 Super Duty Pickup, 87-95 F-350 & F-350 Super Duty Pickup

14 GAUGE MANDREL DUAL CONVERSION TAIL PIPES



14 Gauge Mandrel Tail Pipes			
Right Side #	Left Side #	Diameter	Material
26102M	26103M	2.25"	Aluminized
26102S	26103S	2.25"	Stainless Steel
26104M	26105M	2.5"	Aluminized
H25409	H25410	2.5"	Stainless Steel
26106M	26107M	3"	Aluminized
H25411	H25412	3"	Stainless Steel



RANGER, DAKOTA, S10 PICKUPS

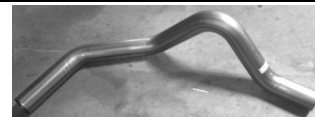
14 Gauge Mandrel Tail Pipes			
Right Side #	Left Side #	Diameter	Material
G22566M	G22570M	2.25"	Aluminized
G22567M	G22571M	2.5"	Aluminized



Stainless Steel Smooth Transitions

Use Mandrel-Bent Smooth Transitions for custom system fabrication with no reduction in the bends.

TYPE	INLET DIAMETER	C-LINE RADIUS	LENGTH TO BEND	PART#
L-180	2.5"	4"	14"	10716M
L-180	3"	5"	14"	10719M



Application

Dodge Diesel Trucks

Mandrel Bent

Part#	Dia.	Material
54997M	4"	Aluminized
54997MS	4"	Stainless Steel



Application

01-06 Chev/GMC 8 Cyl. 1500, 2500, 3500 HD Series; 6.0L, 8.1L Gas Engines
 88-99 Chev/GMC 8 Cyl. Full Size, Light Duty Trucks; 5.7L exc. 88-90 Suburban
 88-01 Dodge 8 Cyl. Full Size, Light Duty Trucks

Mandrel Bent

Part#	Dia.	Material	Price
X6007SS	3"	Stainless Steel	\$57.77

MANDREL

PREBENT

Aluminized

DODGE MANDREL BENT TAILS

62-74 "B" BODY—GTX—
SATELLITE CHARGER—
ROADRUNNER—
CORONET—SUPERBEE



LEFT SIDE #OP9172MB

RIGHT SIDE #OP9171MB

70-74 "E" BODY
BARRACUDA—
CHALLENGER



LEFT SIDE #OP9247MB

RIGHT SIDE #OP9246MB



ALUM. MANDREL BENT

RIGHT SIDE
5P9076MB (2 1/2")
OP9337MB (3")

1968-72 CAMARO'S DUAL SYSTEM



LEFT SIDE
5P9077MB (2 1/2")
OP9338MB (3")




RIGHT SIDE
45407MB (2 1/2")
OP9119MB (3")

1964-77 CHEVELLE, SKYLARK, CUTLASS & PONTIAC
GTO. "A" BODY



LEFT SIDE
45406MB (2 1/2")
OP9118MB (3")


Performance Mufflers



4 1/4" Tall x 9 1/2" Wide . 6 1/2" Body Length . 13" Overall Length

Part #	Configuration	Inlet/Outlet
PP7426	Center / Center	2 1/2"
PP7428	Center / Center	3"
PP7425	Center / Duals	2 1/2" / 2 1/4"
PP7427	Center / Duals	3" / 2 1/2"
PP7429	Offset / Offset	2 1/4"
PP7430	Offset / Offset	2 1/2"

POLISHING KIT
PART #: PK212



Performance Products




Y-PIPES



Part#	Description
AY225	2.25" X2.25"X12.50" Y PIPE
AY250	2.50"X2.50"X13" Y PIPE
AY300	3"X2.50"X13" Y PIPE
AY333	3"X3"X13" Y PIPE

NEW!!! Stainless Steel OE Whisper Quiet Direct Fit Mufflers



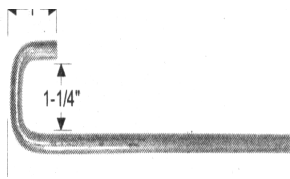
<u>Part# OE75S</u> <u>O/C / 2" In. / 2" Out / 18" Body Length / 23" Overall / 4 1/16" x 10 1/2" Body Size</u>	<u>Part# OE88S</u> <u>C/C / 2 1/2" In. / 2 1/4" Out Spout / 16 1/2" Body Length / 26 1/2" Overall / 4" Round Body Size</u>	<u>Part# OE257S</u> <u>C/O / 2 1/4" In. / 2" Out / 23 1/4" Body Length / 30" Overall / 4 1/16" x 10 1/2" Body Size</u>
Fits: 87-96 Dodge Dakota 2.2L, 2.5L, 3.9L, 84-87 Jeep Cherokee 2.1L, 2.5L, 2.8L, 86 Comanche 2.1L, 2.8L, 84-86 Wagoneer 2.5L, 2.8L	Fits: 90-92 Cadillac Brougham 5.0L, 5.7L, 85-89 Chevrolet Caprice 5.0L, 5.7L, 85 Impala 5.0L, 85-86 Pontiac Parisienne 5.0L	Fits: 00 Chrysler Grand Voyager 3.0L, 3.3L, 96-07 Town & Country 3.3L, 3.8L, 00-03 Voyager 3.0L, 3.3L, 96-03 Dodge Caravan 3.0L, 3.3L, 3.8L, 96-05 Grand Caravan 3.0L, 3.3L, 3.8L, 96-00 Plymouth Grand Voyager 3.0L, 3.3L, 3.8L, 96-00 Voyager 3.0L, 3.3L, 3.8L



NEW!!! Polished Stainless Steel Whisper Quiet Universal Mufflers


<u>Part#</u>	<u>Config.</u>	<u>Inlet/Outlet</u>	<u>Length</u>	<u>Body Size</u>
STL20S	O/C	2" - 2"	14"	4" x 9"
STL22S	O/C	2" - 2"	17"	4" x 9"
STL26S	O/C	2 1/4" - 2 1/4"	17"	4" x 9"
STL28S	O/C	2 1/4" - 2 1/4"	21"	5" x 11"
STL30S	O/C	2 1/2" - 2 1/2"	21"	5" x 11"
STL32S	O/C	3" - 3"	21"	5" x 11"

Performance Products




PART#
BR91914-025
Box of 25

5/16" x 8" Wire Hanger




PART#
BR92253
HD-050
Box of 50

Universal Hanger 3/8 Rod



PART# R38
10FT. SECTION OF 3/8" STEEL STRAIGHT ROD

PART# R12
10FT. SECTION OF 1/2" STEEL STRAIGHT ROD



PART# 1123 11 LB. 023 MIG WIRE

PART# 1130 11 LB. 030 MIG WIRE

NEW!!! PART# 3335 33 LB. 035 MIG WIRE



Hi Polished 30° Rolled Angle Stainless Steel Truck Tips

Straight End Angle Cut

PART#	SIZE
839	3"X16"
847	3.5"X22"
852	4"X18"



Hi Polished 45° Angle Cut Stainless Steel Truck Tips

Straight End Angle Cut

PART#	SIZE
803	3"x16"
810	3.5"x18"
811	3.5"x22"
816	4"x18"
817	4"x22"

73-77 GM A-Body Easy Install Transmission Crossmember

(Turbo 350, 400, 3 and 4 Speed Manual Transmissions)

(700R4 with slight modifications)



Part #

887377



STAINLESS STEEL MANDREL 45° BEND
2 1/4" - PART# S22545
2 1/2" - PART# S25045
3" - PART# S30045



STAINLESS STEEL MANDREL 90° BEND
2 1/4" - PART# S22590
2 1/2" - PART# S25090
3" - PART# S30090

ALUMINUM MANDREL 90° BEND
2 1/4" - PART# A22590
2 1/2" - PART# A25090
3" - PART# A30090

ALUMINUM MANDREL 45° BEND
2 1/4" - PART# A22545
2 1/2" - PART# A25045
3" - PART# A30045

PPCOBALT Repair for Converter pipe

Uses HG206 Gasket (c/u HG367 Gasket)

2005-2008 Chevy Cobalt 2.2 & 2.4L
2006-2007 Chevy HHR 2.2 & 2.4L
2007 Pontiac G5 2.2 & 2.4L
2005-2007 Saturn Ion-1 2.2L, Ion-2 2.2L, Ion-3 2.4L




WAL: 54579

New!!!

Performance Products STAINLESS STEEL TIPS



SM538S - 15° Slant Rolled Edge Double Wall
I.D.: 4" O.D.: 5"
Overall Length: 11.5"



YFX0001 - Dual Rolled Tip
I.D.: 2.5" O.D.: 3"x2"
Overall Length: 12"



YFX0003 - Camaro Tip I.D.: 2.5" O.D.: 6"x2" Overall Length: 10"

POLLUTION CONTROL INDUSTRIES, INC.

Pollution Control Industries, Inc. (PCI) was founded as Pollution Control Auto Parts in 1985. Over the last eighteen years, PCI has evolved into a major manufacturer of exhaust parts and accessories. Although they began by specializing in catalytic converter components, PCI now supplies the exhaust industry at every level with a variety of items. Their products are used by manufacturers, distributors, muffler shops and consumers.




Muffler/Converter Straps, Hangers, Brackets

Part #	Part Name
<u>1056</u>	<u>Stainless Steel Universal Muffler Hanger Kit -6"</u>
<u>1058</u>	<u>Stainless Steel Universal Muffler Hanger Kit -8"</u>

Tools And Muffler Shop Accessories

Part #	Part Name
<u>303</u>	<u>Chop Saw Blade (Cutting Wheel)</u>
<u>311</u>	<u>Gloves, Men's Brown Jersey (Large)</u>
<u>314</u>	<u>Chop Saw Blade (Cutting Wheel)</u>
<u>504</u>	<u>Reciprocating Saw Blade, 14 Teeth Per Inch, 6" L</u>
<u>505</u>	<u>Reciprocating Saw Blade, 18 Teeth Per Inch, 6" L</u>
494	Super Cut-Stainless Cutter 6" Recip Blade
511	8" x .035 x 18TPI white painted recip blade
566	1.17" (30mm) dia. Cutting Wheel



Universal U-Bolt Clamps

Part #	Part Name
<u>25</u>	<u>U - Bolt Clamp</u>
<u>7</u>	<u>U - Bolt Clamp</u>

Universal Air Tube Components

Part #	Part Name
1	Flexible Tube
1-SX	Flexible Tube
6	90° Repair Tube
63S	Oxygen Sensor Nut Stainless Steel
68	135° Repair Tube
69	Oxygen Sensor Nut
94	Acute Angle Repair Tube



AMC/Jeep A.I.R. Manifold Tubes

Part #	Part Name
454	AMC/Jeep A.I.R. Manifold Tube



Ford Converter & EGR Tubes

Part #	Part Name
28	Full Size Ford, Lincoln, Mercury Converter Air Tube (Left)
53	Ford Air Tube 88-94 4.9 Bronco; 87-96 4.9 F150; 87-89 4.9 E350;
152	Ford Air Tube (EGR) 88/up E F & U 150/350 8 cyl. 351W
155	Ford Truck Converter Air Tube



Ford Exhaust Check Valves

Part #	Part Name
106	Ford Air Check Valve 74-76 5.8 & 7.5L Ford & Mercury Cars



GM Exhaust Check Valves

Part #	Part Name
11	Exhaust Check Valve 1/2" to 3/4" ID hose size



OXYGEN SENSOR REPAIR

Part #	Part Name
811	O2 Sensor-Flange Piece
69	Oxygen Sensor Nut M12 x 1.25
63-50	Oxygen Sensor Nut Recessed M18/1.5
811-1	2 1/2" x 1 1/2" x 1/16" Hi-Temp oxygen sensor gasket





FLEX PIPES

FLEX PIPES



<u>PART #</u>	<u>DESCRIPTION</u>
FT13404BI	1 3/4" X 4" FLEX BLANK INTER-BRAIDED ENDS
FT13404NI	1 3/4" X 4" DOUBLE FLEX 1 3/4" ENDS
FT13406BI	1 3/4" X 6" FLEX BLANK INTER-BRAIDED ENDS
FT13406NI	1 3/4" X 6" DOUBLE FLEX 1 3/4" ENDS
FT13408B	1 3/4" X 8" FLEX BLANK ENDS
FT13408BI	1 3/4" X 8" FLEX BLANK INTER-BRAIDED ENDS
FT13408NI	1 3/4" X 8" DOUBLE FLEX 1 3/4" ENDS
FT13410BI	1 3/4" X 10" FLEX BLANK INTER-BRAIDED ENDS
FT13410NI	1 3/4" X 10" DOUBLE FLEX 1 3/4" ENDS
FT20004BI	2" X 4" FLEX BLANK INTERBRAIDED ENDS
FT20004NI	2" X 4" DOUBLE FLEX 2" ENDS
FT20006B	2" X 6" FLEX BLANK ENDS
FT20006BI	2" X 6" FLEX BLANK INTERBRAIDED ENDS
FT20006NI	2" X 6" DOUBLE FLEX 2" ENDS
FT20008BI	2" X 8" FLEX BLANK INTERBRAIDED ENDS
FT20008NI	2" X 8" DOUBLE FLEX 2" ENDS
FT20010BI	2" X 10" FLEX BLANK INTER-BRAIDED ENDS

<u>PART #</u>	<u>DESCRIPTION</u>
FT20010NI	2" X 10" DOUBLE FLEX 2" ENDS
FT22504BI	2 1/4" X 4" FLEX BLANK INTER-BRAIDED ENDS
FT22504NI	2 1/4" X 4" DOUBLE FLEX 2 1/4" ENDS
FT22506BI	2 1/4" X 6" FLEX BLANK INTER-BRAIDED ENDS
FT22506NI	2 1/4" X 6" DOUBLE FLEX 2 1/4" ENDS
FT22508B	2 1/4" X 8" FLEX BLANK ENDS
FT22508BI	2 1/4" X 8" FLEX BLANK INTER-BRAIDED ENDS
FT22508NI	2 1/4" X 8" DOUBLE FLEX 2 1/4" ENDS
FT22510B	2 1/4" X 10" FLEX BLANK ENDS
FT22510BI	2 1/4" X 10" FLEX BLANK INTER-BRAIDED ENDS
FT22510NI	2 1/4" X 10" DOUBLE FLEX 2 1/4" ENDS
FT25004BI	2 1/2" X 4" FLEX BLANK INTER-BRAIDED ENDS
FT25006BI	2 1/2" X 6" FLEX BLANK INTER-BRAIDED ENDS
FT25006NI	2 1/2" X 6" DOUBLE FLEX 2 1/2" ENDS
FT25008BI	2 1/2" X 8" FLEX BLANK INTER-BRAIDED ENDS
FT25008N	2 1/2" X 8" FLEX 2 1/2" ENDS
FT25008NI	2 1/2" X 8" DOUBLE FLEX 2 1/2" ENDS
FT30006BI	3" X 6" FLEX BLANK INTERBRAIDED ENDS
FT30006NI	3" X 6" DOUBLE FLEX 3" ENDS

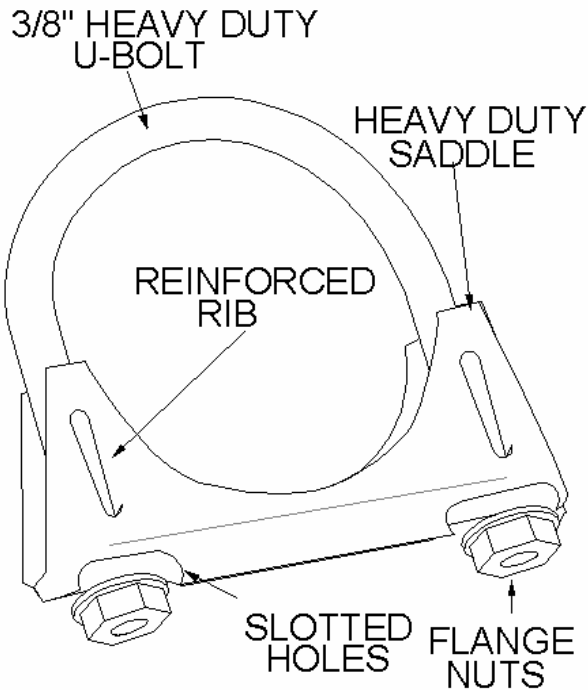
CLAMPS

CLAMPS

CLAMPS

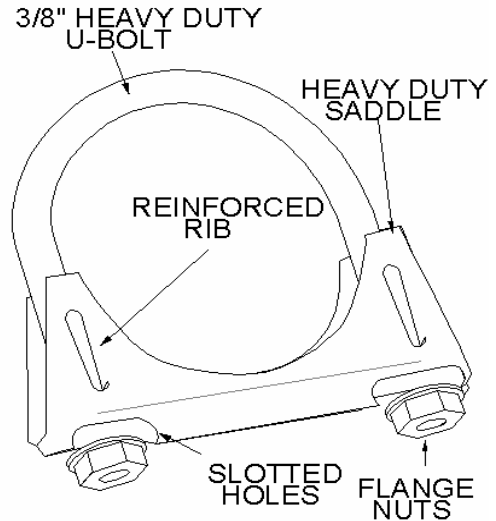
CLAMPS

ZINC PLATED SERIES MC7000 HEAVY DUTY SADDLE, SLOTTED HOLES, 3/8" U-BOLT WITH FLANGE NUTS




ROL#	SIZE	BOX QTY
MC7200PA050	2"	50
MC7214PA050	2 1/4"	50
MC7212PA050	2 1/2"	50
MC7300PA-050	3"	50

SERIES MC7000 HEAVY DUTY SADDLE, SLOTTED HOLES, 3/8" U-BOLT WITH FLANGE NUTS



ROL#	SIZE	BOX QTY
MC7234-050	2 3/4"	50

DGM STYLE 3/8" U-BOLT W/FLANGE NUT



ROL#	SIZE	BOX QTY
MC8134A-100	1-3/4"	100
MC8178A-100	1-7/8"	100
MC8200A-100	2"	100
MC8214A-100	2-1/4"	100
MC8212A-100	2-1/2"	100



Hangers, Brackets, Wires, & Spherical Joints

<p>Part# BR104-100</p>	<p>Part# BR107-001 Part# BR107-050</p>	<p>Part# BR202C-050</p>	<p>Part# BR836-025</p>
<p>Part# BR455-001 Part# BR455-010</p>	<p>Part# BR560-010</p>	<p>Part# BR784-010</p>	<p>Part# BR867-010</p>
<p>Part# BR5257-010</p>	<p>Part# BR91914-025</p>	<p>Part# BR92256-050</p>	<p>Part# BR92926-001</p>
<p>Part# BR92167-025</p>	<p>Part# BR92168-025</p>	<p>Part# BR92169-025</p>	<p>Part# BR92170-050</p>
<p>Part# BR92172-001 Part# BR92172-050</p>	<p>Part# BR92216-010</p>	<p>Part# BR99003-025</p>	<p>Part# BR92218-025</p>
<p>Part# BR92219-025</p>	<p>Part# BR92253-050 Part# BR92253HD-050</p>	<p>Part# BR92257-025</p>	<p>Part# BR92219-025</p>



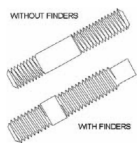
spherical joint system

, which is a new style flexible coupler, constructed of 409 stainless steel. This innovative design provides near "zero leak" performance at an economical price and can support the weight of the exhaust system without additional hangers.

Part# SJS2

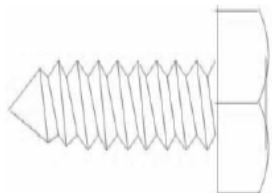


Hardware



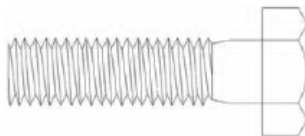
<u>Studs And Screws</u>		
<u>Manifold Studs</u>		
<u>Part #</u>	<u>Description</u>	<u>Box Qty.</u>
H560-050	3/8" x 2" Coarse GM	50
H191-100	3/8" x 2-1/4" Coarse Ford Pinto	100
H561-050	3/8" x 2-1/2" Coarse GM W/Finders	50
H562-050	3/8" x 3" Coarse GM W/Finders	50
H211-050	3/8" x 3-1/4" Coarse GM	50
H233-050	3/8" x 3-1/2" Coarse Chrysler W/Finders	50
H564-050	7/16" x 2-1/2" Coarse Ford	50

<u>Metric Manifold Studs</u>		
<u>Part #</u>	<u>Description</u>	<u>Box Qty.</u>
H197-100	Size: 8mm x 43mm Thread Pitch: 1.25P Application: Nissan/VW	100
H210-100	Size: 10mm x 43mm Thread Pitch: 1.25P Application: Honda/VW	100
H212-100	Size: 10mm x 50mm Thread Pitch: 1.50P Application: Pinto/Capri/Volvo	100

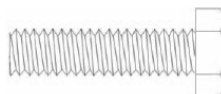


<u>Hexagon Self-Tapping Screws</u>		
<u>Part #</u>	<u>Description</u>	<u>Box Qty.</u>
H170-100	5/16" x 1"	100
H172-100	5/16" x 1-1/2"	100
H174-100	3/8" x 1-1/2"	100

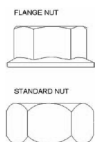
<u>Washers</u>		
<u>Flat Washers</u>		
<u>Part #</u>	<u>Description</u>	<u>Box Qty.</u>
H181-100	Size: 5/16" I.D.: 3/8" O.D.: 7/8" Class: Plate (USS)	100
H184-100	Size: 3/8" I.D.: 7/16" O.D.: 1" Class: Plate (USS)	100
H182-100	Size: 5/16" I.D.: 3/8" O.D.: 1-1/4" Class: Fender	100
H183-100	Size: 3/8" I.D.: 7/16" O.D.: 1-1/2" Class: Fender	100



<u>Hexagon Bolts Standard Thread Length</u>		
<u>Hexagon Cap Bolts Grade 2</u>		
<u>Part #</u>	<u>Description</u>	<u>Box Qty.</u>
H151-100	3/8" x 1-1/2" Coarse	100



<u>Hexagon Bolts Full Thread Length</u>		
<u>Hexagon Cap Bolts Grade 2</u>		
<u>Part #</u>	<u>Description</u>	<u>Box Qty.</u>
H146-100	5/16" x 1" Coarse	100
H237-100	5/16" x 1-1/2" Coarse	100
H240-100	Size: 5/16" x 2" Coarse	100
H249-050	5/16" x 3" Coarse	50
H149-100	3/8" x 1" Coarse	100
H150-100	3/8" x 1-1/4" Coarse	100
H246-100	3/8" x 1-1/2" Coarse	100
H234-100	3/8" x 2" Coarse	100
H205-050	3/8" x 2-1/2" Coarse	50
H247-050	3/8" x 3" Coarse	50



<u>Nuts</u>		
<u>Hexagon Nuts</u>		
<u>Part #</u>	<u>Description</u>	<u>Box Qty.</u>
H101-100	5/16" Coarse Standard	100
H102-100	3/8" Coarse Standard	100
H202-100	Size: 3/8" Coarse Flange	100


<u>Metric Hexagon Nuts</u>		
<u>Part #</u>	<u>Description</u>	<u>Box Qty.</u>
H207-100	Size: 8mm Thread Pitch: 1.25P Standard	100
H209-100	Size: 10mm Thread Pitch: 1.25P Application: (Honda, Toyota) Standard	100
H208-100	Size: 10mm Thread Pitch: 1.50P Standard	100

<u>Other</u>		
<u>Part #</u>	<u>Description</u>	<u>Box Qty.</u>
H244-100	Future Number: SW200X100X380 Square Washers	100
H502-100	Cotter Pins: Diameter: 1/8" Length: 1/8" X 2- 1/2"	100

HENSCHEL & SONS

PERFORMANCE EXHAUST WAREHOUSE

800-822-8724



SUPER TOY CHROME

by

Farrow Fabricating

www.supertoyschrometips.com

100% MADE IN THE U.S.A.

New Products!

The heat test show no discoloration of the finish that you typically see in polished stainless and the Salt Spray Test shows that our tips will last more than twice as long as traditional chrome in the same conditions.



TRIPLE PLATED CHROME PENCIL TIPS

<u>Part#</u>	<u>Size/Length</u>	<u>Inlet</u>
PT200	2.25x9	2
PT212	2.75x9	2.5
PT214	2.5x9	2.25



409 STAINLESS CHROME ROLLED ANGLE CUT

<u>Part#</u>	<u>Size/Length</u>	<u>Inlet</u>
RAC418CS	4x18	2.5
RAC31212CS	3.5x12	2.25
RAC31216CS	3.5x16	2.25
RAC31218CS	3.5x18	2.25



TRIPLE PLATED CHROME DUAL TRANS AM

<u>Part#</u>	<u>Size/Length</u>	<u>Inlet</u>
DT214	2.25	2.25



409 STAINLESS CHROME ANGLE CUT

<u>Part#</u>	<u>Size/Length</u>	<u>Inlet</u>
AC418CS	4x18	2.5
AC31212CS	3.5x12	2.25
AC31216CS	3.5x16	2.25
AC31218CS	3.5x18	2.25

Hi-Performance Mufflers



16 Gauge • 100% Aluminized • Totally Welded Construction
Ceramic Powdercoated • V-Technology

ORIGINAL TWO CHAMBER
4" Tall x 9" Wide • 13" Body Length • 19" Overall Length



Part#	Inlet	Outlet	Config.	Part#	Inlet	Outlet	Config.	Part#	Inlet	Outlet	Config.
TB441	2 1/4"	2 1/4"	O/C	TB442	2 1/4"	2 1/4"	C/D	TB443	2 1/4"	2 1/4"	O/O
TB541	2 1/2"	2 1/2"	O/C	TB542	2 1/2"	2 1/4"	C/D	TB543	2 1/2"	2 1/2"	O/O
TB3041	3"	3"	O/C	TC0402	3"	2 1/2"	C/D	TB3043	3"	3"	O/O
TB4554	2 1/4"	2 1/4"	D/D	TB442	2 1/4"	2 1/4"	C/O	TB583	2 1/2"	2 1/2"	S/D (Transverse)
				TB540	2 1/2"	2 1/2"	C/C				

Single Chamber "Race Muffler"
4" Tall x 9" Wide / 6 1/2" Body Length / 13" Overall Length

Part#	Inlet	Outlet	Config.	Part#	Inlet	Outlet	Config.	Part#	Inlet	Outlet	Config.
TR426	2 1/2"	2 1/2"	C/C	TR425	2 1/2"	2 1/4"	C/D	TR429	2 1/4"	2 1/4"	O/O
TR428	3"	3"	C/C	TR427	3"	2 1/2"	C/D				

SUV "Big Body"
5" Tall x 10" Wide / 17" Body Length / 23" Overall Length

Part#	Inlet	Outlet	Config.	Part#	Inlet	Outlet	Config.
TB3051	3"	3"	O/C	TC4554	2 1/4"	2 1/4"	D/D
TB4553	2 1/4"	3"	D/C				

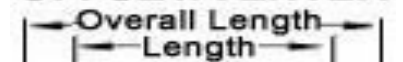
6" 14 TPI High Speed Steel Bimetal
Reciprocating Blades
Part# SB614



Satin Stainless Steel Mufflers

4" x 9" Oval

OFFSET/CENTER



In/Out	Length	Overall	Part #
2.25	14"	20"	TBM1225
2.5	14"	20"	TBM1226



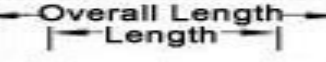
OFFSET/OFFSET



2.25	14"	20"	TBM1235
2.5	14"	20"	TBM1236

5" x 8" Oval


SINGLE/DUAL



In/Out	Length	Overall	Part #
3 /2.5 Dual	14"	20"	TBM2158
2.5 /2.5 Dual	14"	20"	TBM2198
2.5/2.25 Dual	18"	24"	TBM2258

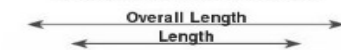


OFFSET/CENTER



2.5	18"	24"	TBM2256
-----	-----	-----	---------

CENTER/CENTER



IN/OUT	LENGTH	OVERALL	PART#
4"/4"	24"	30"	TBM2772







**4" x 9" Turbo
Aluminized Mufflers**

In/Out	Length	Overall	Part #
2.5/2 O/O Full Size Oval	18	25	CUB426
2/2	14	18	CUB903
2.25/2.25	14	18	CUB904
2.5/2.5	9.75	18.5	CUB911
2.5/2.25	18	24	CUB914








Hi Polished Stainless Steel Mufflers

S.S. Hangers for S.S. Mufflers
00704—Round
00705—Oval





Stainless Steel Tips

					
00838 5" X 12" Angle Cut 3 1/2" Inlet	00835 6" Diesel Tip Angle Cut 18" Long 5" Inlet	00834 5" Diesel Tip Angle Cut 12" Long	00833 6" Diesel Tip Angle Cut 18" Long 5" Bolt-On Inlet	Part # 00811 6 3/4" x 3 3/4" Moon Shape Slant Rolled (Left) 11 1/2" Long 2 1/4" Inlet	Part # 00812 6 3/4" x 3 3/4" Moon Shape Slant Rolled (Right) 11 1/2" Long 2 1/4" Inlet



Part # 00731
4" Round
9" Long
2 1/4" Inlet



Part # 00732
4 1/2" Round
9" Long
2 1/4" Inlet



Part # 00733
3" Round Double Wall
7" Long
2 1/4" Inlet



Part # 00734
4" x 3 1/2" Square
7" Long
2 1/4" Inlet



Part # 00735
4" Round
9" Long
2 1/4" Inlet



Part # 00736
4 1/2" Round
9" Long
2 1/4" Inlet



00831
6" X 3"
Rolled Slant Oval
9" Long



Part # 00745
2 1/2" Rolled Pencil
10" Long
2 1/4" Inlet



Part # 00747
5 1/2" x 3" Rolled
Slant Oval
9 1/2" Long
2 1/4" Inlet



Part # 00747-212
5 1/2" x 3" Rolled Slant
Oval
9 1/2" Long
2 1/2" Inlet



Part # 00806
3 3/4" x 3" Soft Square
Double Wall
7" Long
2 1/4" Inlet



Part # 00748
7 3/4" x 2" Camaro
10" Long 2 1/4" Inlet
Part # 00749
7 3/4" x 2" Camaro
10" Long 2 1/2" Inlet



Part # 00808
5 1/2" x 3" Oval
6 1/2" Long
2 1/4" Inlet



Part # 00755
3 1/2" Dual Turn Up
12" Long
2 1/4" Inlet



Part # 00756
3 1/2" Dual Rolled Slant
12" Long
2 1/4" Inlet



Part # 00759
3 1/2" Dual Slant
Double Wall
14" Long
3" Inlet



Part # 00818
3" x 9" Rolled
3" Inlet



Part # 00820
Rolled Pencil Tip
3" x 16"
3" Inlet



Part # 00794
3" Double Wall
Resonated
8" Long
2 1/4" Inlet



00832
5" Diesel Tip
Angle Cut
12" Long
4" Bolt-On Inlet



Part # 00796
3" Double Wall
7" Long
2 1/4" Inlet



Part # 00809
3 1/2" Rolled Pencil
12" Long
2 1/4" Inlet



Part # 00798
4 1/2" Double
Wall Slant
8" Long
2 1/4" Inlet



Part # 00799
3 3/4" x 3 3/4" Oval
Double Wall
7" Long
2 1/4" Inlet



Part # 00800
3 1/2" Dual Rolled Edge
9 1/2" Long
2 1/4" Inlet



Part # 00801
3" Double Wall Slant
8" Long
2 1/4" Inlet



Part # 00802
3 1/2" Double
Wall Slant
8" Long
2 1/4" Inlet



Part # 00803
4" Double Wall Slant
8" Long
2 1/4" Inlet



Part # 00804
4" Double Wall Slant
12" Long
3" Inlet



Part # 00805
3 3/4" x 3 3/4" Square
Double Wall Slant
7" Long
2 1/4" Inlet



Stainless Steel Tips

Hi Polished Stainless Steel Diesel Tips



Part # 00764
5" Rolled Angle
15" Long
4" Inlet

Part # 00765
6" Rolled Angle
15" Long
5" Inlet

Part # 00815
5" Double Wall
Angle Cut
12" Long
4" Bolt-On Inlet

Part # 00816
6" Rolled Angle Cut
12" Long
5" Bolt-On Inlet

Part # 00817
5" Rolled Pencil
12" Long
4" Bolt-On Inlet

Super Duty Vented Diesel Tips

Part # 00768
5" Straight Cut
16" Long
4" Inlet

Part # 00769
6" Straight Cut
16" Long
5" Inlet



6" Rolled Angle
16" Long
5" Inlet
*Available in Black
Stainless #769RS



Hi Polished "Black Stainless" Tips

45° Angle Cut

Part # 00738S
3" x 16"
2 1/4" Inlet

Part # 00739S
3 1/2" x 18"
2 1/4" Inlet



Part # 00740S
3 1/2" x 22"
2 1/4" Inlet

Part # 00742S
4" x 18"
2 1/4" Inlet

30° Rolled Angle

Part # 00738RS
3" x 16"
2 1/4" Inlet

Part # 00739RS
3 1/2" x 18"
2 1/4" Inlet



Part # 00742RS
4" x 18"
2 1/4" Inlet



Part # 00747S
5 1/2" x 3" Rolled Slant Oval
9 1/2" Long
2 1/4" Inlet



Part # 00756S
3 1/2" Dual Rolled Slant
12" Long
2 1/4" Inlet

Hi Polished 45° Angle Cut Stainless Steel Truck Tips



Part # 00744
3" x 12"
2 1/4" Inlet

Part # 00738
3" x 16"
2 1/4" Inlet

Part # 00746
3" x 22"
2 1/4" Inlet

Part # 00754-212
4" X 12"
2 1/2" Inlet

Part # 00753
3 1/2" x 12"
2 1/4" Inlet

Part # 00753-212
3 1/2" x 12"
2 1/2" Inlet

Part # 00829
3 1/2" x 16"
2 1/4" Inlet

Part # 00739
3 1/2" x 18"
2 1/4" Inlet

Part # 00739-212
3 1/2" x 18"
2 1/2" Inlet

Part # 00740
3 1/2" x 22"
2 1/4" Inlet

Part # 00754
4" x 12"
2 1/4" Inlet

Part # 00742
4" x 18"
2 1/4" Inlet

Part # 00743
4" x 22"
2 1/4" Inlet

Hi Polished 30° Rolled Angle Stainless Steel Truck Tips



Part # 00742R-212
4" X 18"
2 1/2" Inlet

Part # 00738R
3" x 16"
2 1/4" Inlet

Part # 00754R
4" X 12"
2 1/4" Inlet

Part # 00753R
3 1/2" x 12"
2 1/4" Inlet

Part # 00829R
3 1/2" x 16"
2 1/4" Inlet

Part # 00739R
3 1/2" x 18"
2 1/4" Inlet

Part # 00739R-212
3 1/2" x 18"
2 1/2" Inlet

Part # 00740R
3 1/2" x 22"
2 1/4" Inlet


Part # 00742R
4" x 18"
2 1/4" Inlet

Part # 00743R
4" x 22"
2 1/4" Inlet



Part#	Inlet	Outlet
X2121	2 1/2"	2 1/2"
X2141	2 1/4"	2 1/4"
X3001	3"	3"
Y2001	2"	2"
Y2121	2 1/2"	2 1/2"
Y2141	2 1/4"	2 1/4"
Y3001	3"	3"
Y3212	3"	2 1/2"
Y3214	3"	2 1/4"

X Pipes & Y Pipes



5.9L / 6,000 Lbs. • 16" Long
With O2 Sensor Port
OBDII Compliant (Exc. Calif.)

Part #	Inlet/Outlet
610250	2 1/2"

5.9L / 6,000 Lbs. • 16" Long
With Dual O2 Sensor Ports
OBDII Compliant (Exc. Calif.)



Part #	Inlet/Outlet
610513	Dual 2" Inlet x 2 1/2" Outlet

ACCESSORIES


- #63-45
O2 SENSOR NUT / ANGLED
1/2" x M 18/1.5
- #63
O2 SENSOR NUT
1/2" x M 18/1.5
- #107
O2 SENSOR PORT PLUG
1/2" x M 18/1.5

OBDII - 5.9L/6,000 Lbs. • 16" Long
OBDII Compliant (Exc. Calif.)

Part #	Inlet/Outlet
590004	2"
590005	2 1/4"
590006	2 1/2"
590007	3"



435300 3"



465200	2"
465225	2 1/4"
465250	2 1/2"
485200	2"

The "Spun Solution" Converter
Heavy Load 5.9L/6,000 Lbs.
4" Round x 16" Long
OBDII Compliant (Exc. Calif.)
465 Series (No O2 Port)
485 Series (With O2 Port)

HEAVY LOAD

Honda
With Angled O2 Sensor Port
5.9L/6,000 Lbs.
4" Round x 13" Long
OBDII Compliant (Exc. Calif.)

Part #	Inlet/Outlet
455200	2"
455225	2 1/4"

2 Way, 3 Way, 3 Way + Air
5.9L / 6,000 Lbs. • 16" Long • With Air Tube

Part #	Inlet/Outlet
610007	3"